




LBA

New Hampshire Office of Legislative Budget Assistant



Introduction to State Taxes

January 2025

**Office of Legislative Budget Assistant
Budget Division**

(603) 271-3161

<http://www.gencourt.state.nh.us/LBA/budget>

Specific to Budget and Revenue Documents

<https://www.gencourt.state.nh.us/lba/budget/operatingBudget.aspx>

Legislative Budget Assistant -

Michael Kane 271-3161 michael.kane@gc.nh.gov

Deputy Legislative Budget Assistant -

Chris Shea 271-3085 christopher.shea@gc.nh.gov

Senior Budget Officer -

Mickey Landrigan 271-3090 mick.landrigan@gc.nh.gov

Budget Officers -

Kevin Ripple 271-3089 kevin.ripple@gc.nh.gov

Melissa Rollins 271-3087 melissa.rollins@gc.nh.gov

Jack Mullen 271-3086 jack.mullen@gc.nh.gov

Administrative Assistant -

Pamela Ellis 271-3161 pam.ellis@gc.nh.gov

Website Addresses:

Administrative Services

<http://www.admin.state.nh.us/accounting>

Revenue Administration

<http://www.revenue.nh.gov/>

**STATE OF NEW HAMPSHIRE
INTRODUCTION TO NEW HAMPSHIRE TAXES
TABLE OF CONTENTS**

PAGE

| | |
|-----------|---|
| 1 | Assorted Acronyms and Terms |
| 2 | Summary of General & Education Trust Fund Tax Rates |
| 3 | House Ways and Means Revenue Estimates Worksheet Example |
| 13 | HR 17, 2023 Session (Affirming Revenue Estimates for FY 2023, FY 2024 and FY 2025) |
| 16 | Chapter 106, 2023 Session - Budget Estimates of Unrestricted Revenues |
| 23 | LBAO Surplus Statements - FY 2023-2025 |
| 36 | State of New Hampshire Monthly Revenue Plan for FY 2025 |
| 40 | December FY 2025 Monthly Revenue Focus |
| 44 | Current Month Revenue Report Collections |
| 45 | Selected Tax Statutes |

| ASSORTED ACRONYMS & TERMS | | |
|--------------------------------------|------------------------|---|
| 1 | Revenue Related | |
| 2 | BET | Business Enterprise Tax |
| 3 | BPT | Business Profits Tax |
| 4 | I&D | Interest & Dividends Tax |
| 5 | LLC | Limited Liability Company |
| 6 | MET | Medicaid Enhancement Tax. As part of the 2018 settlement agreement (Chapter 162:31-34, Laws of 2018) related to uncompensated care payments and MET revenue, the tax rate for MET was set at 5.40%. |
| 7 | MV | Motor Vehicle |
| 8 | Rainy Day Fund | Revenue Stabilization Reserve Account |
| 9 | RETT | Real Estate Transfer Tax |
| 10 | Road Toll | Gas Tax |
| 11 | SWEPT | Statewide Education Property Tax. Education tax pursuant to RSA 76:3 used to fund State Adequate Education Aid. Amount raised must generate \$363M annually. |
| 12 | Turnpike Toll | Tolls paid for using the turnpike system |
| 13 | Utility Property Tax | Statewide property tax on utilities |
| 14 | | |
| 15 | Agency Related | |
| 16 | DOE | Department of Education |
| 17 | DOT | Department of Transportation |
| 18 | DRA | Department of Revenue Administration |
| 19 | DHHS | Department of Health and Human Services |
| 20 | LBA | Legislative Budget Assistant Office |
| 21 | DoIT | Department of Information Technology |
| 22 | DAS | Department of Administrative Services |
| 23 | DOS | Department of Safety |
| 24 | | |
| 25 | Other | |
| 26 | ETF | Education Trust Fund |
| 27 | FN | Fiscal Note |
| 28 | HB 2 (Trailer Bill) | Historically the bill containing statutory changes necessary to implement the budget (HB 1). |
| 29 | HB 25 | Historically the capital budget bill |
| 30 | LSR | Legislative Service Request |
| 31 | RSA | New Hampshire Revised Statutes Annotated |
| 32 | LBA Surplus Statement | Document prepared to show revenues to expenditures, accounting for potential legislative changes, to ensure a projected balanced biennial budget. |

A more comprehensive list of defined terms can be found at: nh.gov/transparentnh/glossary/index.htm

| New Hampshire | | | | |
|--|----------------|-----------------|------------------|----------------|
| General & Education Trust Funds | | | | |
| Unrestricted Revenue Tax Rates | | | | |
| Description | RSA | General | Education Trust | Total |
| Business Profits Tax | 77-A:2 | (1) | (1) | 7.50% |
| Business Enterprise Tax | 77-E:2 | (1) | (1) | 0.550% |
| Meals & Rooms Tax | 78-A:6 | 8.5%-M & R | 8.5%-Rental Cars | 8.50% |
| Tobacco Tax | 78:2 | \$1.00 / pack | \$.78 / pack | \$1.78 / pack |
| Tobacco Tax - Electronic Cigarettes and Other Tobacco Products (OTP) | 78:2 | (2) | | |
| Liquor Sales & Distribution | 176:16 | (3) | | |
| Interest & Dividends Tax (4) | 77:1 | 3.00% | | |
| Insurance Tax | 400-A:32 | 1.25%/2.00% (5) | | |
| Communications Tax | 82-A:3 | 7.00% | | |
| Real Estate Transfer Tax | 78-B:1 | \$0.50 / \$100 | \$0.25 / \$100 | \$0.75 / \$100 |
| Court Fines & Fees | Various | (6) | | |
| Securities Revenue | 421-B:11 | (7) | | |
| Beer Tax | 178:26 | \$.30 / gallon | | |
| Other | | Various | | |
| Transfers from Lottery/Racing & Charitable | | | (8) | |
| Tobacco Settlement | 198:39, II (h) | (9) | (9) | |
| Utility Property Tax | 83-F:2 | | \$6.60 / \$1,000 | |
| Statewide Education Property Tax | 76:3 | | \$363,000,000 | |
| Recoveries | | (10) | | |

(1) Effective July 1, 2023, Business Profits Tax and Business Enterprise Tax revenues are distributed 59% to the General Fund and 41% to the Education Trust Fund.

(2) Electronic cigarettes are taxed at \$0.30 per milliliter on the volume of the liquid or other substance in the closed cartridge or container or 8 percent of the wholesale sales price on containers of liquid or substances containing nicotine that are intended to be open. Other Tobacco Products (OTP) are taxed at a rate of 65.03% of the wholesale sales price.

(3) Net profits are transferred to the general fund per RSA 176:16.

(4) Interest and Dividends Tax is repealed effective January 1, 2025.

(5) For Health related insurance, the premium tax rate is 2.00%, for all other insurance it is 1.25%.

(6) Court Fines & Fees: All fines & fees collected by the court system.

(7) Licensing of broker-dealers, investment advisors and agents and securities registrations.

(8) Transfers from Lottery/Racing & Charitable Gaming: sales net of expenses.

(9) Tobacco Settlement: Revenue from master settlement agreement with tobacco companies. First \$40M to Education Trust Fund and amounts in excess of \$40M to General Fund.

(10) DHHS Recoveries: Drug rebate & third party recoveries by the State.

**STATE OF NEW HAMPSHIRE
HOUSE WAYS & MEANS
REVENUE ESTIMATES**

WORKSHEETS

General and Education Trust Funds

February 27, 2023

(\$ in Millions)

GENERAL AND EDUCATION TRUST FUND WORKSHEETS

(\$ in Millions)

STATE OF NEW HAMPSHIRE
DRA Tax Estimates Ranges
Provided 2/16/2023

| | (A) | (B) | (C) | (D) | (E) | (F) | |
|----|------------------------------------|------------|------------|------------|------------|------------|------------|
| | FY 2023 | | FY 2024 | | FY 2025 | | |
| | Low | High | Low | High | Low | High | |
| 1 | | | | | | | |
| 2 | | | | | | | |
| 3 | | | | | | | |
| 4 | Business Tax Total | \$ 1,239.1 | \$ 1,276.7 | \$ 1,219.5 | \$ 1,282.2 | \$ 1,194.5 | \$ 1,282.3 |
| 5 | Percent Change | | | 0.0% | 2.0% | 0.0% | 2.0% |
| 6 | Tax Law Changes | \$ (19.6) | \$ (19.6) | \$ (25.0) | \$ (25.0) | \$ (3.8) | \$ (3.8) |
| 7 | Business Tax Net Revenue | \$ 1,219.5 | \$ 1,257.1 | \$ 1,194.5 | \$ 1,257.2 | \$ 1,190.7 | \$ 1,278.5 |
| 8 | | | | | | | |
| 9 | Meals and Rentals Tax | \$ 423.9 | \$ 455.5 | \$ 423.9 | \$ 478.3 | \$ 423.9 | \$ 502.2 |
| 10 | Percent Change | | | 0.0% | 5.0% | 0.0% | 5.0% |
| 11 | Transfers to MF and SBA | \$ (128.0) | \$ (128.0) | \$ (129.8) | \$ (139.0) | \$ (129.6) | \$ (145.5) |
| 12 | M&R Net Revenue | \$ 295.9 | \$ 327.5 | \$ 294.1 | \$ 339.3 | \$ 294.3 | \$ 356.7 |
| 13 | | | | | | | |
| 14 | Tobacco Tax | \$ 217.0 | \$ 222.8 | \$ 206.2 | \$ 222.8 | \$ 200.0 | \$ 222.8 |
| 15 | Percent Change | | | -5.0% | 0.0% | -3.0% | 0.0% |
| 16 | | | | | | | |
| 17 | Interest and Dividends | \$ 133.2 | \$ 147.6 | \$ 126.9 | \$ 144.1 | \$ 104.7 | \$ 124.3 |
| 18 | Percent Change | | | 0.0% | 2.0% | 0.0% | 2.0% |
| 19 | Tax Law Change | \$ (6.3) | \$ (6.3) | \$ (22.2) | \$ (22.2) | \$ (23.4) | \$ (23.4) |
| 20 | I&D Net Revenue | \$ 126.9 | \$ 141.3 | \$ 104.7 | \$ 121.9 | \$ 81.3 | \$ 100.9 |
| 21 | | | | | | | |
| 22 | Communications Services Tax | \$ 28.8 | \$ 29.9 | \$ 27.9 | \$ 29.9 | \$ 27.1 | \$ 29.9 |
| 23 | Percent Change | | | -3.0% | 0.0% | -3.0% | 0.0% |
| 24 | | | | | | | |
| 25 | Real Estate Transfer Tax | \$ 230.0 | \$ 237.0 | \$ 218.5 | \$ 237.0 | \$ 214.1 | \$ 241.7 |
| 26 | Percent Change | | | -5.0% | 0.0% | -2.0% | 2.0% |
| 27 | Transfer to AHF | \$ (5.0) | \$ (5.0) | \$ (5.0) | \$ (5.0) | \$ (5.0) | \$ (5.0) |
| 28 | RETT Net Revenue | \$ 225.0 | \$ 232.0 | \$ 213.5 | \$ 232.0 | \$ 209.1 | \$ 236.7 |
| 29 | | | | | | | |
| 30 | Utility Property Tax | \$ 40.7 | \$ 44.9 | \$ 40.7 | \$ 46.2 | \$ 40.7 | \$ 47.6 |
| 31 | Percent Change | | | 0.0% | 3.0% | 0.0% | 3.0% |

**STATE OF NEW HAMPSHIRE
REVENUE ESTIMATE WORKSHEET
February 27, 2023**

| | Gen&ETF (A) | Gen&ETF (B) | Gen&ETF (C) | Gen'l Fd (D) | Gen'l Fd (E) | Gen'l Fd (F) | Gen'l Fd (G) |
|---|---------------------|------------------|----------------|--------------------|-------------------|------------------|-----------------|
| General & Ed Trust Funds | Total Bus. Taxes | Meals & Rooms | Tobacco | Liquor Transfer | Interest & Div | Insurance Tax | Comm Tax* |
| 1 FY 2022: | | | | | | | |
| 2 Official Plan | \$ 963.100 | \$ 238.800 | \$247.500 | \$ 137.600 | \$ 138.000 | \$ 130.000 | \$ 39.100 |
| 3 FY 2022 ACFR | \$ 1,224.109 | \$ 307.177 | \$231.912 | \$ 140.420 | \$ 157.476 | \$ 154.900 | \$ 29.903 |
| 4 Difference | \$ 261.009 | \$ 68.377 | \$ (15.588) | \$ 2.820 | \$ 19.476 | \$ 24.900 | \$ (9.197) |
| 5 | | | | | | | |
| 6 | | | | | | | |
| 7 | | | | | | | |
| 8 FY 2023: | | | | | | | |
| 9 Official Plan | \$ 957.800 | \$ 245.300 | \$240.000 | \$ 137.200 | \$ 135.800 | \$ 135.000 | \$ 39.100 |
| 10 Governor's Estimate (Current Law) | \$ 1,257.000 | \$ 306.000 | \$219.900 | \$ 135.000 | \$ 135.000 | \$ 140.000 | \$ 28.900 |
| 11 Agency January Low Estimate | \$ 1,219.500 | \$ 295.900 | \$217.000 | \$ 130.000 | \$ 126.900 | \$ 139.000 | \$ 28.800 |
| 12 Agency January High Estimate | \$ 1,257.100 | \$ 327.500 | \$222.800 | \$ 130.000 | \$ 141.300 | \$ 139.000 | \$ 29.900 |
| 13 HWM Estimate | \$ - | \$ - | \$ - | \$ - | \$ - | \$ - | \$ - |
| 14 | | | | | | | |
| 15 FY 2024: | | | | | | | |
| 16 Governor's Estimate (Current Law) | \$ 1,232.000 | \$ 297.600 | \$219.900 | \$ 135.000 | \$ 112.800 | \$ 139.000 | \$ 28.900 |
| 17 Agency January Low Estimate | \$ 1,194.500 | \$ 294.100 | \$206.200 | \$ 135.900 | \$ 104.700 | \$ 139.000 | \$ 27.900 |
| 18 Agency January High Estimate | \$ 1,257.200 | \$ 339.300 | \$222.800 | \$ 135.900 | \$ 121.900 | \$ 139.000 | \$ 29.900 |
| 19 HWM Estimate | \$ - | \$ - | \$ - | \$ - | \$ - | \$ - | \$ - |
| 20 | | | | | | | |
| 21 FY 2025: | | | | | | | |
| 22 Governor's Estimate (Current Law) | \$ 1,228.200 | \$ 297.600 | \$219.900 | \$ 135.000 | \$ 89.400 | \$ 142.000 | \$ 28.900 |
| 23 Agency January Low Estimate | \$ 1,190.700 | \$ 294.300 | \$200.000 | \$ 135.600 | \$ 81.300 | \$ 142.000 | \$ 27.100 |
| 24 Agency January High Estimate | \$ 1,278.500 | \$ 356.700 | \$222.800 | \$ 135.600 | \$ 100.900 | \$ 142.000 | \$ 29.900 |
| 25 HWM Estimate | \$ - | \$ - | \$ - | \$ - | \$ - | \$ - | \$ - |
| | | | | | | | |

Note: The Governor is recommending repeal of CST. To remain consistent with current law for base estimates the Governor's CST estimate amounts are included.

**STATE OF NEW HAMPSHIRE
REVENUE ESTIMATE WORKSHEET
February 27, 2023**

| | Gen&ETF (H) | Gen'l Fd (I) | Gen'l Fd (J) | Gen'l Fd (K) | Gen'l Fd (L) | ETF Fd (M) | Gen&ETF (N) |
|--------------------------------------|----------------------|--------------------|-----------------------|-----------------|-----------------|--------------------|-----------------------|
| General & Ed Trust Funds | Real Est Transfer | Court Fine/Fees | Securities Revenue | Beer Tax | Other** | Lottery Revenue | Tobacco Sett'lment |
| 1 FY 2022: | | | | | | | |
| 2 Official Plan | \$ 197.800 | \$ 12.700 | \$ 42.000 | \$ 13.200 | \$ 66.000 | \$ 128.500 | \$ 38.200 |
| 3 FY 2022 ACFR | \$ 232.559 | \$ 14.000 | \$ 44.100 | \$ 13.071 | \$ 79.259 | \$ 146.561 | \$ 49.000 |
| 4 <i>Difference</i> | \$ 34.759 | \$ 1.300 | \$ 2.100 | \$ (0.129) | \$ 13.259 | \$ 18.061 | \$ 10.800 |
| 5 | | | | | | | |
| 6 | | | | | | | |
| 7 | | | | | | | |
| 8 FY 2023: | | | | | | | |
| 9 Official Plan | \$ 181.900 | \$ 13.000 | \$ 42.500 | \$ 13.200 | \$ 68.300 | \$ 139.700 | \$ 36.300 |
| 10 Governor's Estimate (Current Law) | \$ 243.000 | \$ 13.000 | \$ 45.000 | \$ 13.200 | \$ 97.000 | \$ 170.800 | \$ 42.000 |
| 11 Agency January Low Estimate | \$ 225.000 | \$ 13.800 | \$ 45.000 | \$ 13.200 | \$ 97.000 | \$ 170.800 | \$ 42.000 |
| 12 Agency January High Estimate | \$ 232.000 | \$ 13.800 | \$ 45.000 | \$ 13.200 | \$ 97.000 | \$ 170.800 | \$ 42.000 |
| 13 HWM Estimate | \$ - | \$ 13.800 | \$ 45.000 | \$ 13.200 | \$ - | \$ - | \$ 42.000 |
| 14 | | | | | | | |
| 15 FY 2024: | | | | | | | |
| 16 Governor's Estimate (Current Law) | \$ 243.000 | \$ 14.000 | \$ 45.800 | \$ 13.200 | \$ 99.000 | \$ 158.000 | \$ 40.000 |
| 17 Agency January Low Estimate | \$ 213.500 | \$ 13.900 | \$ 45.800 | \$ 13.200 | \$ 99.000 | \$ 158.000 | \$ 40.000 |
| 18 Agency January High Estimate | \$ 232.000 | \$ 13.900 | \$ 45.800 | \$ 13.200 | \$ 99.000 | \$ 158.000 | \$ 40.000 |
| 19 HWM Estimate | \$ - | \$ 13.900 | \$ 45.800 | \$ 13.200 | \$ - | \$ - | \$ 40.000 |
| 20 | | | | | | | |
| 21 FY 2025: | | | | | | | |
| 22 Governor's Estimate (Current Law) | \$ 243.000 | \$ 14.300 | \$ 46.600 | \$ 13.200 | \$ 94.600 | \$ 163.000 | \$ 38.500 |
| 23 Agency January Low Estimate | \$ 209.100 | \$ 14.100 | \$ 46.600 | \$ 13.200 | \$ 94.600 | \$ 163.000 | \$ 38.500 |
| 24 Agency January High Estimate | \$ 236.700 | \$ 14.100 | \$ 46.600 | \$ 13.200 | \$ 94.600 | \$ 163.000 | \$ 38.500 |
| 25 HWM Estimate | \$ - | \$ 14.100 | \$ 46.600 | \$ 13.200 | \$ - | \$ - | \$ 38.500 |
| | | | | | | | |

**Includes Interest as recommended by Treasury.
FY 23: \$35 M; FY 24: \$31M; FY 25 \$24M

STATE OF NEW HAMPSHIRE
REVENUE ESTIMATE WORKSHEET
February 27, 2023

| | ETF Fd (O) | ETF Fd (P) | Gen'l Fd (Q) | (R) | Gov Rec Rev Changes Repeal CST | Gov Rev w/ Change |
|--------------------------------------|----------------------|--------------------------|---------------------|--------------|--------------------------------------|----------------------|
| General & Ed Trust Funds | Utility Prop. Tax | SW-Retained Prop. Tax | M-aid Recoveries | TOTAL | Comm Tax* | TOTAL |
| 1 FY 2022: | | | | | | |
| 2 Official Plan | \$ 40.600 | \$ 363.100 | \$ 2.700 | \$ 2,798.900 | \$ - | \$ 2,798.900 |
| 3 FY 2022 ACFR | \$ 43.300 | \$ 363.300 | \$ 3.400 | \$ 3,234.447 | \$ - | \$ 3,234.447 |
| 4 <i>Difference</i> | \$ 2.700 | \$ 0.200 | \$ 0.700 | \$ 435.547 | \$ - | \$ 435.547 |
| 5 | | | | | | |
| 6 | | | | | | |
| 7 | | | | | | |
| 8 FY 2023: | | | | | | |
| 9 Official Plan | \$ 40.600 | \$ 263.100 | \$ 2.500 | \$ 2,691.300 | \$ - | \$ 2,691.300 |
| 10 Governor's Estimate (Current Law) | \$ 47.100 | \$ 263.100 | \$ 1.800 | \$ 3,157.800 | \$ - | \$ 3,157.800 |
| 11 Agency January Low Estimate | \$ 40.700 | \$ 263.100 | \$ 2.600 | \$ 3,070.300 | \$ - | \$ 3,070.300 |
| 12 Agency January High Estimate | \$ 44.900 | \$ 263.100 | \$ 2.600 | \$ 3,172.000 | \$ - | \$ 3,172.000 |
| 13 HWM Estimate | \$ - | \$ 263.100 | \$ 2.600 | \$ 379.700 | \$ - | \$ 379.700 |
| 14 | | | | | | |
| 15 FY 2024: | | | | | | |
| 16 Governor's Estimate (Current Law) | \$ 47.100 | \$ 363.100 | \$ 2.500 | \$ 3,190.900 | \$ (28.900) | \$ 3,162.000 |
| 17 Agency January Low Estimate | \$ 40.700 | \$ 363.100 | \$ 2.000 | \$ 3,091.500 | \$ - | \$ 3,091.500 |
| 18 Agency January High Estimate | \$ 46.200 | \$ 363.100 | \$ 2.000 | \$ 3,259.200 | \$ - | \$ 3,259.200 |
| 19 HWM Estimate | \$ - | \$ 363.100 | \$ 2.000 | \$ 478.000 | \$ - | \$ 478.000 |
| 20 | | | | | | |
| 21 FY 2025: | | | | | | |
| 22 Governor's Estimate (Current Law) | \$ 47.100 | \$ 363.100 | \$ 2.500 | \$ 3,166.900 | \$ (28.900) | \$ 3,138.000 |
| 23 Agency January Low Estimate | \$ 40.700 | \$ 363.100 | \$ 2.100 | \$ 3,056.000 | \$ - | \$ 3,056.000 |
| 24 Agency January High Estimate | \$ 47.600 | \$ 363.100 | \$ 2.100 | \$ 3,285.900 | \$ - | \$ 3,285.900 |
| 25 HWM Estimate | \$ - | \$ 363.100 | \$ 2.100 | \$ 477.600 | \$ - | \$ 477.600 |
| | | | | | | |

HIGHWAY FUND WORKSHEET

(\$ in Millions)

**STATE OF NEW HAMPSHIRE
REVENUE ESTIMATE WORKSHEET
February 27, 2023**

| | (A) | (B) | (C) | (D) |
|--------------------------------------|--------------------------|-------------|---------------------|--------------------------|
| Highway Fund | Gas Road Toll | Misc | M-V Fees | TOTAL Hwy Rev |
| FY 2022: | | | | |
| 1 Official Plan | \$ 120.300 | \$ 0.200 | \$ 130.400 | \$ 250.900 |
| 2 FY 2022 ACFR | \$ 123.918 | \$ 0.559 | \$ 133.632 | \$ 258.109 |
| 3 <i>Difference</i> | | | | \$ 7.209 |
| 4 | | | | |
| 5 | | | | |
| 6 FY 2023: | | | | |
| 7 Official Plan | \$ 121.800 | \$ 0.200 | \$ 131.500 | \$ 253.500 |
| 8 Governor's Estimate (Current Law) | \$ 121.800 | \$ 0.200 | \$ 131.500 | \$ 253.500 |
| 9 Agency Estimate | \$ 124.300 | \$ 0.200 | \$ 133.200 | \$ 257.700 |
| 10 HWM Estimate | \$ - | \$ - | \$ - | \$ - |
| 11 | | | | |
| 12 FY 2024: | | | | |
| 13 Governor's Estimate (Current Law) | \$ 124.800 | \$ 0.200 | \$ 133.800 | \$ 258.800 |
| 14 Agency Estimate | \$ 125.000 | \$ 0.200 | \$ 133.600 | \$ 258.800 |
| 15 HWM Estimate | \$ - | \$ - | \$ - | \$ - |
| 16 | | | | |
| 17 FY 2025: | | | | |
| 18 Governor's Estimate (Current Law) | \$ 125.400 | \$ 0.200 | \$ 133.700 | \$ 259.300 |
| 19 Agency Estimate | \$ 125.600 | \$ 0.200 | \$ 133.500 | \$ 259.300 |
| 20 HWM Estimate | \$ - | \$ - | \$ - | \$ - |
| | | | | |
| | | | | |

FISH AND GAME FUND WORKSHEET

(\$ in Millions)

STATE OF NEW HAMPSHIRE
REVENUE ESTIMATE WORKSHEET
February 27, 2023

| | (A) | (B) | (C) |
|--------------------------------------|----------------|-----------|---------------|
| Fish & Game Fund | F & G Licenses | All Other | TOTAL F&G Rev |
| FY 2022: | | | |
| 1 Official Plan | \$ 9.800 | \$ 3.500 | \$ 13.300 |
| 2 FY 2022 ACFR | \$ 11.207 | \$ 3.686 | \$ 14.893 |
| 3 <i>Difference</i> | | | \$ 1.593 |
| 4 | | | |
| 5 | | | |
| 6 | | | |
| 7 FY 2023: | | | |
| 8 Official Plan | \$ 9.800 | \$ 3.500 | \$ 13.300 |
| 9 Governor's Estimate (Current Law) | \$ 9.800 | \$ 3.500 | \$ 13.300 |
| 10 Agency Estimate | \$ 9.800 | \$ 3.964 | \$ 13.764 |
| 11 HWM Estimate | \$ 9.800 | \$ 4.000 | \$ 13.800 |
| 12 | | | |
| 13 FY 2024: | | | |
| 14 Governor's Estimate (Current Law) | \$ 9.800 | \$ 3.570 | \$ 13.370 |
| 15 Agency Estimate | \$ 9.800 | \$ 3.570 | \$ 13.370 |
| 16 HWM Estimate | \$ 9.800 | \$ 3.600 | \$ 13.400 |
| 17 | | | |
| 18 FY 2025: | | | |
| 19 Governor's Estimate (Current Law) | \$ 9.800 | \$ 3.570 | \$ 13.370 |
| 20 Agency Estimate | \$ 9.800 | \$ 3.570 | \$ 13.370 |
| 21 HWM Estimate | \$ 9.800 | \$ 3.600 | \$ 13.400 |
| | | | |

HR 17 - AS INTRODUCED

2023 SESSION

23-1066

02/05

HOUSE RESOLUTION

17

A RESOLUTION affirming revenue estimates for fiscal years 2023, 2024, and 2025.

SPONSORS: Rep. L. Sanborn, Hills. 2

COMMITTEE: No Committee Assignment

ANALYSIS

This house resolution affirms the revenue estimates for fiscal years 2023, 2024, and 2025.

STATE OF NEW HAMPSHIRE

In the Year of Our Lord Two Thousand Twenty Three

A RESOLUTION affirming revenue estimates for fiscal years 2023, 2024, and 2025.

1 Whereas, the House Ways and Means Committee has considered what the unrestricted revenue
2 estimates should be for fiscal years 2023, 2024, 2025 and has presented those estimates to the House
3 of Representatives;

4 Resolved by the House of Representatives:

5 That the House wishes to go on record as affirming the following revenue estimates for fiscal
6 years 2023, 2024, and 2025.

7 Committee estimates are based on current law and economic conditions.

| | FY 2023 | FY 2024 | FY 2025 | |
|----|------------------------------|----------------|----------------|----------------|
| 8 | | | | |
| 9 | GEN'L & EDUCATION | | | |
| 10 | TRUST FUND: | | | |
| 11 | Official | Committee | Committee | Committee |
| | Estimate | Estimate | Estimate | Estimate |
| | <u>(Dollars in Millions)</u> | | | |
| 12 | \$646.600 | \$864.500 | \$840.000 | \$850.500 |
| 13 | <u>311.200</u> | <u>370.500</u> | <u>360.000</u> | <u>364.500</u> |
| 14 | 957.800 | 1235.000 | 1200.000 | 1215.000 |
| 15 | 245.300 | 308.500 | 309.500 | 318.900 |
| 16 | 240.000 | 219.900 | 214.400 | 211.400 |
| 17 | 137.200 | 130.000 | 135.900 | 135.600 |
| 18 | 135.800 | 135.000 | 112.800 | 89.400 |
| 19 | 135.000 | 139.000 | 139.000 | 142.000 |
| 20 | 39.100 | 28.900 | 28.900 | 28.900 |
| 21 | 181.900 | 228.500 | 215.000 | 215.000 |
| 22 | 13.000 | 13.800 | 13.900 | 14.100 |
| 23 | 42.500 | 45.000 | 45.800 | 46.600 |
| 24 | 13.200 | 13.200 | 13.200 | 13.200 |
| 25 | 68.300 | 97.000 | 99.000 | 94.600 |
| 26 | 139.700 | 170.800 | 158.000 | 163.000 |
| 27 | 36.300 | 42.000 | 40.000 | 38.500 |
| 28 | 40.600 | 42.800 | 43.500 | 44.100 |
| 29 | 263.100 | 263.100 | 363.100 | 363.100 |
| 30 | <u>2.500</u> | <u>2.600</u> | <u>2.000</u> | <u>2.100</u> |
| 31 | TOTAL GEN'L & EDUCATION | | | |
| 32 | \$2,691.300 | \$3,115.100 | \$3,134.000 | \$3,135.500 |

HR 17 - AS INTRODUCED
- Page 2 -

| 1 | | | | |
|----|-------------------------|--------------|--------------|--------------|
| 2 | | FY 2023 | FY 2024 | FY 2025 |
| 3 | HIGHWAY FUNDS: | Official | Committee | Committee |
| 4 | (Dollars in Millions) | Estimate | Estimate | Estimate |
| 5 | Road Toll | \$121.800 | \$124.300 | \$125.000 |
| 6 | Motor Vehicle Fees | 131.500 | 133.200 | 133.600 |
| 7 | Miscellaneous | <u>0.200</u> | <u>0.200</u> | <u>0.200</u> |
| 8 | TOTAL HIGHWAY FUNDS | \$253.500 | \$257.700 | \$258.800 |
| 9 | | | | |
| 10 | | | | |
| 11 | | FY 2023 | FY 2024 | FY 2025 |
| 12 | FISH AND GAME FUNDS: | Official | Committee | Committee |
| 13 | (Dollars in Millions) | Estimate | Estimate | Estimate |
| 14 | Fish & Game Licenses | \$9.800 | \$9.800 | \$9.800 |
| 15 | Fines & Miscellaneous | <u>3.500</u> | <u>4.000</u> | <u>3.600</u> |
| 16 | TOTAL FISH & GAME FUNDS | \$13.300 | \$13.800 | \$13.400 |

CHAPTER 106
HB 1-A - FINAL VERSION

6Apr2023... 1244h
06/07/2023 2054s

2023 SESSION

23-1063
05/07

HOUSE BILL

1-A

AN ACT making appropriations for the expenses of certain departments of the state for fiscal years ending June 30, 2024 and June 30, 2025.

SPONSORS: Rep. Weyler, Rock. 14; Rep. Leishman, Hills. 33; Rep. Emerick, Rock. 29; Rep. Edwards, Rock. 31

COMMITTEE: Finance

ANALYSIS

No analysis needed.

Explanation: Matter added to current law appears in ***bold italics***.
Matter removed from current law appears [~~in brackets and struckthrough.~~]
Matter which is either (a) all new or (b) repealed and reenacted appears in regular type.

CHAPTER 106
HB 1-A - FINAL VERSION

6Apr2023... 1244h
06/07/2023 2054s

23-1063
05/07

STATE OF NEW HAMPSHIRE

In the Year of Our Lord Two Thousand Twenty Three

AN ACT making appropriations for the expenses of certain departments of the state for fiscal
 years ending June 30, 2024 and June 30, 2025.

Be it Enacted by the Senate and House of Representatives in General Court convened:

- 1
- 2
- 3
- 4
- 5
- 6
- 7
- 8
- 9
- 10
- 11
- 12
- 13
- 14
- 15
- 16
- 17
- 18
- 19
- 20
- 21
- 22
- 23
- 24

CHAPTER 106
HB 1-A - FINAL VERSION
- Page 734 -

1 106:1 1.08 Budget Footnotes; General. For any state department, as defined in RSA 9:1, the
2 following general budget footnotes that contain class codes shall apply to all specified class codes in
3 section 1.01 through 1.07 unless specifically exempted.

4 A. Not Used

5 B. Not Used

6 C. Revenue in excess of the estimate may be expended with prior approval of the fiscal committee
7 and the approval of the governor and council.

8 D. The funds in this appropriation shall not be transferred or expended for any other purpose.

9 E. The appropriation budgeted in class 040-indirect costs are for general overhead state charges and
10 such sums shall be transferred by the agency to the general fund of the state consistent with federal
11 requirements.

12 F. This appropriation shall not lapse until June 30, 2025.

13 G. The funds in this appropriation shall not be transferred or expended for any other purpose and
14 shall not lapse until June 30, 2025.

15 H. Not used.

16 I. In the event that estimated revenue in revenue class 001-transfers for other agencies, 002-
17 transfers from department of transportation, 003-revolving funds, 004-agency income, 005-private local
18 funds, 006-agency income, 007-agency income, 008-agency income, 009-agency income is less than
19 budgeted, the total appropriation shall be reduced by the amount of the shortfall in either actual or
20 projected budgeted revenue. The agency head shall notify the bureau of accounting services forthwith, in
21 writing, as to precisely which line-item appropriation and in what specific amounts reductions are to be
22 made in order to fully compensate for the total revenue deficits. For the biennium ending June 30, 2025,
23 account number 02-46-46-4620-5731 within the department of corrections shall be exempt from these
24 provisions. The provisions of this footnote do not apply to federal funds covered by RSA 124:14.

25 J. This appropriation, to be administered by the commissioner, is for the necessary equipment needs
26 of the department and shall be expended at the commissioner's discretion.

27 106:2 General Fund and Total Appropriation Limits. The amounts included in section 1 for all
28 university system accounts and community college system accounts, under estimated source of funds
29 from general funds, shall be the total appropriation from general funds for such accounting units that may
30 be expended for the purpose of section 1 of this act. Any funds received by said systems from other than
31 general funds are hereby appropriated for the use of the systems and may be expended by said systems
32 whether or not this will result in an appropriation and expenditure by the system in excess of the total
33 appropriation therefor.

34 106:3 Assignment of Office Space. If, during the biennium ending June 30, 2025, because of
35 program reductions, consolidations, or any other reason, office space becomes available in the health and
36 human services complex, the Hayes building, or any other state building, except office space under the
37 control of the legislature pursuant to RSA 14:14-b, the commissioner of administrative services shall, with
38 the prior approval of the fiscal committee of the general court, and with the approval of the governor and
39 council, require that any agency renting private space be required to occupy such available space in said

CHAPTER 106
HB 1-A - FINAL VERSION
- Page 735 -

1 building or buildings forthwith. Such funds as have been allocated or committed by any agency affected
2 by this section for outside rental shall be transferred by the director of the division of accounting services
3 to the bureau of general services, activity number 01-14-14-141510 for maintenance of applicable state
4 buildings.

5 106:4 Lottery Commission; Authority Granted. For the biennium ending June 30, 2025, in order to
6 provide sufficient funding to the lottery commission to carryout lottery games that will provide funds for the
7 distribution in accordance with RSA 284:21-j, the commission shall apply to the fiscal committee of the
8 general court for approval of any new games, the expansion of any existing lottery games, or for the
9 purchase of any tickets for new or continuing games. Additionally, no expenditures for consultants shall
10 be made without prior approval by the fiscal committee. If approved, the commission may then apply to
11 the governor and council to transfer funds from the sweepstakes revenue special account. The total of
12 such transfers shall not exceed \$6,000,000 for the biennium ending June 30, 2025.

13 106:5 Positions Abolished.

14 I. The following positions are hereby abolished effective at the close of business on June 30,
15 2023:

16 Department of Military Affairs and Veteran Services

| | | | | | |
|---------------------------|-------|-------|-------|-------|-------|
| 17 02-012-012-120010-2256 | 19370 | 19371 | 19372 | 19373 | 19374 |
| | 19375 | 19376 | 19377 | 19378 | 19379 |
| | 19380 | 19381 | 19382 | 19383 | 19384 |
| | 19385 | 19386 | 19389 | 19390 | 19391 |
| | 19392 | 19395 | 19398 | 19399 | 19401 |
| | 19404 | 19406 | 19408 | 19409 | 43694 |
| | 43695 | 43696 | 43697 | 43698 | 43699 |

24 Department of Energy

25 02-052-052-521010-1891 18230 40001

26 Department of Natural and Cultural Resources

27 03-035-035-350010-3400 11411 16750

28 03-035-035-354010-1445 18098

29 Department of Transportation

30 04-096-096-960215-3001 21380

31 04-096-096-961017-7026 18399 19296 19685 21030 21067

32 04-096-096-961017-7031 21023

33 04-096-096-961017-7036 21015

34 State Treasury

35 01-038-038-380510-8021 11597

36 Department of Health and Human Services

37 05-095-042-421510-6643 11604 11608 11618 11620 11627

38 11629 11631 11637 11640 11650

CHAPTER 106
HB 1-A - FINAL VERSION
- Page 736 -

1 11652 11654 11676 11679 11693 11702 11703 11705 11712
2 11714 11717 11730 11731 11736 11740 16081 16579 16640
3 16642 16652 16957 16958 16960 18635 19181 19458 19461
4 19462 30207 30208 30209 40127 40129 40131 40132 40134
5 40786 40890 41202 42629

6 05-095-095-952010-5146 19610 43479

7 Department of Revenue Administration

8 01-84-84-840510-1080 18946 14473 18958

9 106:6 Department of Health and Human Services; Bureau of Child Support Services; Payments to
10 the Administrative Office of the Courts. The appropriation in account number 05-95-42-427010-7934,
11 class 085, includes funds for payment to the administrative office of the courts in accordance with the
12 cooperative agreement between the bureau of child support services and the administrative office of the
13 courts. The bureau of child support services and the administrative office of the courts shall, prior to
14 payment of such funds, enter into a cooperative agreement specifying in detail the services to be
15 performed by the administrative office of the courts and the estimated costs of such services. Any change
16 or modification in the services to be performed shall likewise be agreed to in writing and specify the
17 change and the adjustment to the costs. Funds appropriated for these purposes shall be paid only after
18 demonstration by the administrative office of the courts that it consistently transmits court orders to the
19 bureau of child support services in accordance with the cooperative agreement.

20 106:7 Department of Health and Human Services; Staffing; Budget Reduction. In addition to any
21 other required reductions, the department of health and human services is hereby directed to reduce
22 general fund appropriations by \$23,400,000 for the biennium ending June 30, 2025. At no time during the
23 biennium shall the department exceed 3,000 filled, full-time, authorized positions. The department shall
24 provide to the department of administrative services the accounting units and class lines to be reduced,
25 and shall report on said reductions to the fiscal committee of the general court by May 30, 2024, for
26 reductions made in the fiscal year ending June 30, 2024, and by May 30, 2025, for reductions made in the
27 fiscal year ending June 30, 2025.

28 106:8 Appropriation; Department of Information Technology; Chief Privacy Officer Positions.

29 I. The sum of \$248,725 for the fiscal year ending June 30, 2024, and the sum of \$263,029 for the
30 fiscal year ending June 30, 2025, are hereby appropriated to the department of information technology to
31 fund the positions of chief privacy officer and administrator II, which shall be shared service positions.
32 The source of funds for the appropriations shall be as follows:

| | <u>FY 2024</u> | <u>FY 2025</u> |
|------------------|----------------|----------------|
| 34 Federal Funds | \$54,794 | \$58,024 |
| 35 General Funds | \$94,391 | \$99,820 |
| 36 Liquor Fund | \$5,696 | \$6,023 |
| 37 Highway Fund | \$32,583 | \$34,299 |
| 38 Turnpike Fund | \$796 | \$815 |
| 39 Lottery Fund | \$2,139 | \$2,262 |

CHAPTER 106
HB 1-A - FINAL VERSION
- Page 737 -

| | | | |
|---|--------------------|-----------------|-----------------|
| 1 | Fish and Game Fund | \$5,124 | \$5,418 |
| 2 | Other Funds | <u>\$53,202</u> | <u>\$56,367</u> |
| 3 | Total | \$248,725 | \$263,029 |

4 II. The department of information technology, in consultation with the department of
5 administrative services, shall increase the appropriations to the class 027 expenditure class lines of each
6 state department or agency by their respective portion of these department of information technology
7 shared costs. The governor is hereby authorized to draw a warrant for the general fund amounts out of
8 any money in the treasury not otherwise appropriated.

9 106:9 Estimates of Unrestricted Revenue.

| | | <u>FY 2024</u> | <u>FY 2025</u> |
|----|----------------------------|-------------------|-------------------|
| 10 | GENERAL FUND | | |
| 11 | BUSINESS PROFITS TAX | \$700,600,000 | \$705,600,000 |
| 12 | BUSINESS ENTERPRISE TAX | <u>34,000,000</u> | <u>34,300,000</u> |
| 13 | SUBTOTAL BUSINESS TAXES | \$734,600,000 | \$739,900,000 |
| 14 | MEALS AND ROOMS TAX | 311,000,000 | 315,300,000 |
| 15 | TOBACCO TAX | 133,300,000 | 132,000,000 |
| 16 | TRANSFER FROM LIQUOR | 135,900,000 | 135,600,000 |
| 17 | INTEREST AND DIVIDENDS TAX | 122,800,000 | 99,400,000 |
| 18 | INSURANCE | 140,000,000 | 143,000,000 |
| 19 | COMMUNICATIONS TAX | 30,000,000 | 30,000,000 |
| 20 | REAL ESTATE TRANSFER TAX | 140,700,000 | 140,700,000 |
| 21 | COURT FINES & FEES | 13,400,000 | 13,300,000 |
| 22 | SECURITIES REVENUE | 45,800,000 | 46,600,000 |
| 23 | BEER TAX | 13,200,000 | 13,200,000 |
| 24 | OTHER REVENUES | 98,900,000 | 94,500,000 |
| 25 | MEDICAID RECOVERIES | <u>3,000,000</u> | <u>3,000,000</u> |
| 26 | TOTAL GENERAL FUND | \$1,922,600,000 | \$1,906,500,000 |

| | | <u>FY 2024</u> | <u>FY 2025</u> |
|----|--------------------------|--------------------|--------------------|
| 27 | | | |
| 28 | EDUCATION FUND | | |
| 29 | BUSINESS PROFITS TAX | \$172,300,000 | \$173,600,000 |
| 30 | BUSINESS ENTERPRISE TAX | <u>340,100,000</u> | <u>342,500,000</u> |
| 31 | SUBTOTAL BUSINESS TAXES | \$512,400,000 | \$516,100,000 |
| 32 | MEALS AND ROOMS TAX | 9,600,000 | 9,700,000 |
| 33 | TOBACCO TAX | 81,100,000 | 80,300,000 |
| 34 | REAL ESTATE TRANSFER TAX | 69,300,000 | 69,300,000 |
| 35 | TRANSFER FROM LOTTERY | 160,000,000 | 164,000,000 |
| 36 | TOBACCO SETTLEMENT | 40,000,000 | 38,500,000 |
| 37 | UTILITY PROPERTY TAX | 42,000,000 | 43,000,000 |
| 38 | STATEWIDE PROPERTY TAX | <u>363,100,000</u> | <u>363,100,000</u> |
| 39 | TOTAL EDUCATION FUND | \$1,277,500,000 | \$1,284,000,000 |

CHAPTER 106
HB 1-A - FINAL VERSION
- Page 738 -

| | | | |
|----|--------------------------|------------------|------------------|
| 1 | | | |
| 2 | HIGHWAY FUND | <u>FY 2024</u> | <u>FY 2025</u> |
| 3 | GASOLINE ROAD TOLL | \$125,000,000 | \$125,600,000 |
| 4 | MOTOR VEHICLE FEES | 134,800,000 | 134,700,000 |
| 5 | MISCELLANEOUS | <u>200,000</u> | <u>200,000</u> |
| 6 | TOTAL HIGHWAY FUND | \$260,000,000 | \$260,500,000 |
| 7 | | | |
| 8 | FISH AND GAME FUND | <u>FY 2024</u> | <u>FY 2025</u> |
| 9 | FISH AND GAME LICENSES | \$9,800,000 | \$9,800,000 |
| 10 | FINES AND MISCELLANEOUS | <u>4,000,000</u> | <u>3,900,000</u> |
| 11 | TOTAL FISH AND GAME FUND | \$13,800,000 | \$13,700,000 |

106:10 Effective Date. This act shall take effect July 1, 2023.

Approved: June 20, 2023
Effective Date: July 01, 2023

| STATE OF NEW HAMPSHIRE | | | | | | | | | | LBA | |
|---|--|-------------|-------------|-------------|-------------|-------------|-------------|-------------|-------------|-------------|----|
| COMPARATIVE STATEMENT OF UNDESIGNATED SURPLUS | | | | | | | | | | 06/08/23 | |
| COMBINED GENERAL AND EDUCATION TRUST FUNDS | | | | | | | | | | | |
| (Dollars in Thousands) | | | | | | | | | | | |
| | FY 2023 | | | FY 2024 | | | FY 2025 | | | | |
| | Governor | House | Senate | Governor | House | Senate | Governor | House | Senate | | |
| 1 | <u>Beginning Balance, July 1</u> | \$ 361,300 | \$ 361,417 | \$ 361,417 | \$ 221,000 | \$ 183,785 | \$ 129,117 | \$ 266,500 | \$ 145,708 | \$ 225,892 | 1 |
| 2 | | | | | | | | | | | 2 |
| 3 | <u>Revenues:</u> | | | | | | | | | | 3 |
| 4 | Estimated Revenues | 3,157,800 | 3,115,100 | 3,178,300 | 3,190,900 | 3,134,000 | 3,200,100 | 3,166,900 | 3,135,500 | 3,190,500 | 4 |
| 5 | Revenue Adjustments | - | - | (400) | (28,900) | (6,100) | (6,100) | (28,900) | (25,500) | (25,500) | 5 |
| 6 | Total Revenues | 3,157,800 | 3,115,100 | 3,177,900 | 3,162,000 | 3,127,900 | 3,194,000 | 3,138,000 | 3,110,000 | 3,165,000 | 6 |
| 7 | | | | | | | | | | | 7 |
| 8 | <u>Appropriations:</u> | | | | | | | | | | 8 |
| 9 | Budget Appropriations | (2,801,000) | (2,801,000) | (2,801,000) | (3,043,600) | (3,074,843) | (3,052,990) | (3,094,200) | (3,167,890) | (3,139,812) | 9 |
| 10 | Appropriation Adjustments | (533,000) | (565,680) | (706,350) | (146,400) | (164,634) | (120,235) | (187,578) | (195,101) | (133,270) | 10 |
| 11 | Less Lapses | 129,900 | 109,368 | 159,900 | 73,500 | 73,500 | 76,000 | 112,700 | 112,700 | 117,700 | 11 |
| 12 | Total Appropriations | (3,204,100) | (3,257,312) | (3,347,450) | (3,116,500) | (3,165,977) | (3,097,225) | (3,169,078) | (3,250,291) | (3,155,382) | 12 |
| 13 | | | | | | | | | | | 13 |
| 14 | Current Year Balance | (46,300) | (142,212) | (169,550) | 45,500 | (38,077) | 96,775 | (31,078) | (140,291) | 9,618 | 14 |
| 15 | | | | | | | | | | | 15 |
| 16 | Cumulative Ending Balance, June 30 | 315,000 | 219,205 | 191,867 | 266,500 | 145,708 | 225,892 | 235,422 | 5,417 | 235,510 | 16 |
| 17 | | | | | | | | | | | 17 |
| 18 | Transfer (To)/From Rainy Day Fund | (94,000) | (35,420) | (62,750) | - | - | - | (87,422) | (5,417) | (3,222) | 18 |
| 19 | | | | | | | | | | | 19 |
| 20 | Balance After Transfers, June 30 | \$ 221,000 | \$ 183,785 | \$ 129,117 | \$ 266,500 | \$ 145,708 | \$ 225,892 | \$ 148,000 | \$ - | \$ 232,288 | 20 |
| 21 | | | | | | | | | | | 21 |
| 22 | Rainy Day Fund Balance | \$ 253,900 | \$ 195,320 | \$ 222,650 | \$ 253,900 | \$ 195,320 | \$ 222,650 | \$ 341,322 | \$ 200,737 | \$ 225,872 | 22 |
| 23 | Rainy Day Fund Balance at 06/30/22 = \$159,900,000 | | | | | | | | | | 23 |

| STATE OF NEW HAMPSHIRE | | | | | | | | | | LBA | |
|---|--|-------------|-------------|-------------|-------------|-------------|-------------|-------------|-------------|-------------|----|
| COMPARATIVE STATEMENT OF UNDESIGNATED SURPLUS | | | | | | | | | | 06/08/23 | |
| GENERAL FUND | | | | | | | | | | | |
| (Dollars in Thousands) | | | | | | | | | | | |
| | FY 2023 | | | FY 2024 | | | FY 2025 | | | | |
| | Governor | House | Senate | Governor | House | Senate | Governor | House | Senate | | |
| 1 | <u>Beginning Balance, July 1</u> | \$ 253,300 | \$ 253,379 | \$ 253,379 | \$ - | \$ - | \$ - | \$ 46,500 | \$ 53,168 | \$ 42,019 | 1 |
| 2 | | | | | | | | | | | 2 |
| 3 | <u>Revenues:</u> | | | | | | | | | | 3 |
| 4 | Estimated Revenues | 1,948,500 | 1,943,100 | 2,006,900 | 1,898,600 | 1,870,300 | 1,922,600 | 1,872,600 | 1,862,400 | 1,906,500 | 4 |
| 5 | Schedule 2 Adjustments | - | - | (400) | 46,100 | 217,000 | (4,970) | 45,900 | 199,350 | (25,410) | 5 |
| 6 | Total Revenues | 1,948,500 | 1,943,100 | 2,006,500 | 1,944,700 | 2,087,300 | 1,917,630 | 1,918,500 | 2,061,750 | 1,881,090 | 6 |
| 7 | | | | | | | | | | | 7 |
| 8 | <u>Appropriations:</u> | | | | | | | | | | 8 |
| 9 | Budget Appropriations | (1,732,100) | (1,732,100) | (1,732,100) | (1,837,800) | (1,938,898) | (1,821,376) | (1,877,700) | (2,018,635) | (1,894,317) | 9 |
| 10 | Schedule 2 Adjustments | (505,600) | (538,327) | (624,929) | (133,900) | (168,734) | (130,235) | (112,578) | (181,801) | (143,270) | 10 |
| 11 | <i>Less Lapse Estimate</i> | 129,900 | 109,368 | 159,900 | 73,500 | 73,500 | 76,000 | 112,700 | 112,700 | 117,700 | 11 |
| 12 | <i>Lapse Estimate %</i> | -5.8% | -4.8% | -6.8% | -3.7% | -3.5% | -3.9% | -5.7% | -5.1% | -5.8% | 12 |
| 13 | Total Appropriations | (2,107,800) | (2,161,059) | (2,197,129) | (1,898,200) | (2,034,132) | (1,875,611) | (1,877,578) | (2,087,736) | (1,919,887) | 13 |
| 14 | | | | | | | | | | | 14 |
| 15 | Current Year Balance | (159,300) | (217,959) | (190,629) | 46,500 | 53,168 | 42,019 | 40,922 | (25,986) | (38,797) | 15 |
| 16 | | | | | | | | | | | 16 |
| 17 | Cumulative Ending Balance, June 30 | 94,000 | 35,420 | 62,750 | 46,500 | 53,168 | 42,019 | 87,422 | 27,182 | 3,222 | 17 |
| 18 | | | | | | | | | | | 18 |
| 19 | Transfer (To)/From Education Trust Fund | - | - | - | - | - | - | - | (21,765) | - | 19 |
| 20 | | | | | | | | | | | 20 |
| 21 | Net Cumulative Ending Balance, June 30 | 94,000 | 35,420 | 62,750 | 46,500 | 53,168 | 42,019 | 87,422 | 5,417 | 3,222 | 21 |
| 22 | | | | | | | | | | | 22 |
| 23 | <i>Transfer (To)/From Rainy Day Fund</i> | (94,000) | (35,420) | (62,750) | - | - | - | (87,422) | (5,417) | (3,222) | 23 |
| 24 | | | | | | | | | | | 24 |
| 25 | Balance After Transfers, June 30 | \$ - | \$ - | \$ - | \$ 46,500 | \$ 53,168 | \$ 42,019 | \$ - | \$ - | \$ - | 25 |
| 26 | | | | | | | | | | | 26 |
| 27 | | | | | | | | | | | 27 |
| 28 | Rainy Day Fund Balance | \$ 253,900 | \$ 195,320 | \$ 222,650 | \$ 253,900 | \$ 195,320 | \$ 222,650 | \$ 341,322 | \$ 200,737 | \$ 225,872 | 28 |
| 29 | Rainy Day Fund Balance at 06/30/22 = \$159,900,000 | | | | | | | | | | 29 |

| STATE OF NEW HAMPSHIRE | | SCHEDULE 1 | | | | | | | | | LBA |
|----------------------------------|-----------------------------|---------------------|---------------------|---------------------|---------------------|---------------------|---------------------|---------------------|---------------------|---------------------|----------|
| COMPARATIVE STATEMENT OF REVENUE | | | | | | | | | | | 06/08/23 |
| GENERAL FUND | | | | | | | | | | | |
| (Dollars in Thousands) | | | | | | | | | | | |
| | | FY 2023 | | | FY 2024 | | | FY 2025 | | | |
| | | Governor | House | Senate | Governor | House | Senate | Governor | House | Senate | |
| 1 | Business Profits Tax | \$ 688,200 | \$ 701,100 | \$ 715,300 | \$ 692,200 | \$ 674,200 | \$ 700,600 | \$ 690,000 | \$ 682,600 | \$ 705,600 | 1 |
| 2 | Business Enterprise Tax | 70,100 | 63,600 | 64,800 | 33,600 | 32,700 | 34,000 | 33,500 | 33,100 | 34,300 | 2 |
| 3 | Subtotal | \$ 758,300 | \$ 764,700 | \$ 780,100 | \$ 725,800 | \$ 706,900 | \$ 734,600 | \$ 723,500 | \$ 715,700 | \$ 739,900 | 3 |
| 4 | Meals & Rooms | 293,300 | 295,700 | 307,300 | 288,700 | 300,200 | 311,000 | 288,700 | 309,300 | 315,300 | 4 |
| 5 | Tobacco Tax | 123,100 | 123,100 | 136,700 | 131,900 | 128,600 | 133,300 | 131,900 | 126,800 | 132,000 | 5 |
| 6 | Transfers from Liquor Sales | 135,000 | 130,000 | 130,000 | 135,000 | 135,900 | 135,900 | 135,000 | 135,600 | 135,600 | 6 |
| 7 | Interest & Dividends Tax | 135,000 | 135,000 | 145,000 | 112,800 | 112,800 | 122,800 | 89,400 | 89,400 | 99,400 | 7 |
| 8 | Insurance Tax | 140,000 | 139,000 | 154,300 | 139,000 | 139,000 | 140,000 | 142,000 | 142,000 | 143,000 | 8 |
| 9 | Communications Tax | 28,900 | 28,900 | 30,300 | 28,900 | 28,900 | 30,000 | 28,900 | 28,900 | 30,000 | 9 |
| 10 | Real Estate Transfer Tax | 162,900 | 153,100 | 144,100 | 162,000 | 144,100 | 140,700 | 162,000 | 144,100 | 140,700 | 10 |
| 11 | Court Fines & Fees | 13,000 | 13,800 | 13,600 | 14,000 | 13,900 | 13,400 | 14,300 | 14,100 | 13,300 | 11 |
| 12 | Securities Revenue | 45,000 | 45,000 | 45,000 | 45,800 | 45,800 | 45,800 | 46,600 | 46,600 | 46,600 | 12 |
| 13 | Beer Tax | 13,200 | 13,200 | 13,200 | 13,200 | 13,200 | 13,200 | 13,200 | 13,200 | 13,200 | 13 |
| 14 | Other | 97,000 | 97,000 | 99,300 | 99,000 | 99,000 | 98,900 | 94,600 | 94,600 | 94,500 | 14 |
| 15 | Tobacco Settlement | 2,000 | 2,000 | 4,600 | - | - | - | - | - | - | 15 |
| 16 | Medicaid Recovery | 1,800 | 2,600 | 3,400 | 2,500 | 2,000 | 3,000 | 2,500 | 2,100 | 3,000 | 16 |
| 17 | Subtotal | \$ 1,948,500 | \$ 1,943,100 | \$ 2,006,900 | \$ 1,898,600 | \$ 1,870,300 | \$ 1,922,600 | \$ 1,872,600 | \$ 1,862,400 | \$ 1,906,500 | 17 |

| STATE OF NEW HAMPSHIRE | | SCHEDULE 2 | | | | | | | | | LBA |
|--------------------------|--|------------|-----------|-----------|-----------|------------|------------|-----------|------------|-------------|----------|
| ADJUSTMENTS - SCHEDULE 2 | | | | | | | | | | | 06/08/23 |
| GENERAL FUND | | | | | | | | | | | |
| (Dollars in Thousands) | | | | | | | | | | | |
| | | FY 2023 | | | FY 2024 | | | FY 2025 | | | |
| | | Governor | House | Senate | Governor | House | Senate | Governor | House | Senate | |
| 1 | REVENUE ADJUSTMENTS: | | | | | | | | | | 1 |
| 2 | BPT GF Split (Gov 65%, House 77.5%, Senate 59%) | | | | (131,600) | (23,200) | (185,589) | (131,200) | (23,500) | (186,872) | 2 |
| 3 | BET GF Split (Gov 65%, House 77.5%, Senate 59%) | | | | 206,600 | 246,300 | 186,719 | 206,000 | 249,400 | 188,012 | 3 |
| 4 | Communications Services Tax Repeal | | | | (28,900) | | | (28,900) | | | 4 |
| 5 | Interest & Dividends Tax - January 1, 2025 Repeal | | | | | | | | (17,400) | (17,400) | 5 |
| 6 | DRA Multi-State Auditors Revenue | | | | | | | | 1,950 | 1,950 | 6 |
| 7 | Liquor Revenue Adjustments (Gov Commission/PCs) | | | (400) | | (6,100) | (6,100) | | (11,100) | (11,100) | 7 |
| 8 | TOTAL REVENUE ADJUSTMENTS | \$ - | \$ - | \$ (400) | \$ 46,100 | \$ 217,000 | \$ (4,970) | \$ 45,900 | \$ 199,350 | \$ (25,410) | 8 |
| 9 | | | | | | | | | | | 9 |
| 10 | APPROPRIATION ADJUSTMENTS: | | | | | | | | | | 10 |
| 11 | Statutory/Fiscal/G&C Estimated Appropriations | (15,900) | (25,742) | (31,306) | | | | | | | 11 |
| 12 | 2022 Legislative Specials | (265,200) | (265,200) | (265,200) | | | | | | | 12 |
| 13 | Adjustments to Governor's Surplus Statement (rounding, etc.) | (53) | | | (374) | | | (2,865) | | | 13 |
| 14 | SB 1 - Sununu Youth Services Center (Ch. 1, L'23) | | (1,900) | (1,900) | | | | | | | 14 |
| 15 | HB 384 - Legislative Parking Garage | | (22,500) | (22,500) | | | | | | | 15 |
| 16 | HB 442 - Derelict Fishing Gear | | | | | | (100) | | | (100) | 16 |
| 17 | HB 504 - Adult Parole Board | | (103) | (103) | | | | | | | 17 |
| 18 | HB 534 - Water Assistance for Natural Disasters | | | (500) | | (2,500) | | | (2,500) | | 18 |
| 19 | HB 610 - Bail Condition Status System | | | (1,000) | | | | | | | 19 |
| 20 | HB 639 - Legalization and Regulation of Cannabis | | | | | (7,500) | | | (8,100) | | 20 |
| 21 | SB 51 - Charitable Gaming Study Commission (VETOED) | | | - | | | | | | | 21 |
| 22 | SB 61 - DES Surface Water Setbacks (H Finance \$200K) | | | (200) | | | | | | | 22 |
| 23 | SB 204 - Trauma Kits in State Buildings | | | | | | (50) | | | | 23 |
| 24 | SB 267 - DES Cumulative Impact Analysis - Retained | | | | | | | | | - | 24 |
| 24 | | | | | | | | | | | 24 |
| 25 | HB 1 - DoIT, Chief Privacy Officer | | | | | (94) | (94) | | (100) | (100) | 25 |
| 26 | HB 2 - DAS, Purchase 2 Granite Place | (21,000) | (21,000) | (21,000) | | | | | | | 26 |
| 27 | HB 2 - DAS, Legislative Parking Garage | (15,000) | | | | | | | | | 27 |
| 28 | HB 2 - DAS, State ERP Upgrades | (7,800) | (7,800) | (7,800) | | | | | | | 28 |
| 29 | HB 2 - DAS, State Employee Payraise | | | | (44,900) | (44,900) | (44,900) | (54,778) | (54,778) | (54,778) | 29 |
| 30 | HB 2 - DAS Moving and Fit-Up Costs | | | (1,200) | | | | | | | 30 |
| 31 | HB 2 - DAS Building Maintenance Fund | | | (3,600) | | | | | | | 31 |
| 32 | HB 2 - DAS, State House Annex Renovations | | | (4,600) | | | | | | | 32 |
| 33 | HB 2 - Secretary of State, Election Audits | | | (90) | | | | | | | 33 |
| 34 | HB 2 - Agriculture, Electronic Licensing (HB 230) | | | | | (360) | (360) | | | | 34 |
| 35 | HB 2 - Child Advocate, Case Management System | | | (201) | | | | | | | 35 |
| 36 | HB 2 - Judicial Council, Public Defender | | | (5,600) | | | | | | | 36 |

| STATE OF NEW HAMPSHIRE | | SCHEDULE 2 | | | | | | | | | LBA |
|--------------------------|---|------------|----------|----------|----------|----------|---------|----------|----------|---------|----------|
| ADJUSTMENTS - SCHEDULE 2 | | | | | | | | | | | 06/08/23 |
| GENERAL FUND | | | | | | | | | | | |
| (Dollars in Thousands) | | | | | | | | | | | |
| | | FY 2023 | | | FY 2024 | | | FY 2025 | | | |
| | | Governor | House | Senate | Governor | House | Senate | Governor | House | Senate | |
| 37 | HB 2 - Judicial Council, Contract Counsel | | | (1,200) | | | | | | | 37 |
| 38 | HB 2 - Justice, Internet Crimes Against Children (SB 232) | | | (800) | | | | | | | 38 |
| 39 | HB 2 - Justice, Child Advocacy Centers | | | (3,000) | | | | | | | 39 |
| 40 | HB 2 - Justice, Human Trafficking | | | | | | (500) | | | | 40 |
| 41 | HB 2 - DOC, New State Prison Design and Site Survey | (10,000) | (10,000) | (10,000) | | | | | | | 41 |
| 42 | HB 2 - DOC, NH State Prison Construction | | | | (40,000) | | | | | | 42 |
| 43 | HB 2 - DOC, Computers and IT Infrastructure | (1,340) | (1,340) | (1,340) | | | | | | | 43 |
| 44 | HB 2 - NHHFA, Affordable Housing Fund | (25,000) | (30,000) | (25,000) | | | | | | | 44 |
| 45 | HB 2 - DBEA, InvestNH | (30,000) | (15,000) | (10,000) | | | | | | | 45 |
| 46 | HB 2 - DBEA, Housing Champions (SB 145) and admin | | | (5,250) | | | | | | | 46 |
| 47 | HB 2 - DBEA, Pulp and Paper Stabilization | | | (1,500) | | | | | | | 47 |
| 48 | HB 2 - DBEA - Regulatory Review | | | | (750) | | | (750) | | | 48 |
| 49 | HB 2 - DNCR, Christa McAuliffe Memorial | (500) | (100) | (500) | | | | | | | 49 |
| 50 | HB 2 - DNCR, State Library Book Removal and Storage | (1,000) | (1,000) | | | | | | | | 50 |
| 51 | HB 2 - DNCR, Historic Sites Fund | | | | (450) | | | (459) | | | 51 |
| 52 | HB 2 - DNCR, Cannon Mountain Tramway (SB 55) | | | (18,000) | | | | | | | 52 |
| 53 | HB 2 - DNCR, Hampton Beach Pier Study (SB 122) | | | (150) | | | | | | | 53 |
| 54 | HB 2 - DNCR, Northwood Meadows Dam | | | (1,000) | | | | | | | 54 |
| 55 | HB 2 - Energy, Regional Advocacy Fund (SB 125) | (250) | (250) | (250) | | | | | | | 55 |
| 56 | HB 2 - DES, Solid Waste Management Fund (HB 462) | | (2,000) | (1,000) | | | | | | | 56 |
| 57 | HB 2 - DES, State Water Pollution Grants (HB 311) | (27,900) | (27,900) | (27,900) | | | | | | | 57 |
| 58 | HB 2 - DES, PCB Contamination | (6,000) | (1,000) | (1,000) | | | | | | | 58 |
| 59 | HB 2 - DES, Waste Management Specialist | | | | | | | | (98) | | 59 |
| 60 | HB 2 - DES, PFAS Response Fund (SB 138) | | | (2,000) | | | | | | | 60 |
| 61 | HB 2 - DES, Nashua/Litchfield Interconnection (SB 169) | | | (9,700) | | | | | | | 61 |
| 62 | HB 2 - DES, Cyanobacteria Mitigation Loan and Grant Fund | | | (1,000) | | | | | | | 62 |
| 63 | HB 2 - DES/Energy, Offshore Wind | | | (40) | | | | | | | 63 |
| 64 | HB 2 - NHRS, Unfunded Accrued Liability Paydown (HB 50) | | (50,000) | | | | | | | | 64 |
| 65 | HB 2 - NHRS, Group II Retirement Transition (HB 436) | | | | | (25,000) | | | (25,000) | | 65 |
| 66 | HB 2 - NHRS, One-Time Allowance | | (9,000) | (7,000) | | | | | | | 66 |
| 67 | HB 2 - NHRS, Call Firefighter Benefits | | | | (40) | (40) | (40) | | | | 67 |
| 68 | HB 2 - BFA, Regional Economic Grants (SB 125) | | | | | | (200) | | | (200) | 68 |
| 69 | | | | | | | | | | | 69 |
| 70 | HB 2 - CCSNH, Dual and Concurrent Enrollment (HB 420) | | | | (2,000) | (3,250) | (2,500) | (2,000) | (3,250) | (2,500) | 70 |
| 71 | HB 2 - CCSNH, Workforce Credential Programs | | (2,000) | (2,000) | | | | | | | 71 |
| 72 | HB 2 - CCSNH, Promise Program | | | (3,000) | | (3,000) | | | (3,000) | | 72 |
| 73 | HB 2 - CCSNH, Math Learning Communities (HB 419) | | | | | (200) | (200) | | (200) | (200) | 73 |

| STATE OF NEW HAMPSHIRE | | SCHEDULE 2 | | | | | | | | | LBA |
|--------------------------|---|------------|----------|----------|----------|----------|---------|----------|---------|---------|----------|
| ADJUSTMENTS - SCHEDULE 2 | | | | | | | | | | | 06/08/23 |
| GENERAL FUND | | | | | | | | | | | |
| (Dollars in Thousands) | | | | | | | | | | | |
| | | FY 2023 | | | FY 2024 | | | FY 2025 | | | |
| | | Governor | House | Senate | Governor | House | Senate | Governor | House | Senate | |
| 74 | HB 2 - CCSNH, First Responder Career Devel. (SB 153) | | | (1,000) | | | | | | | 74 |
| 75 | HB 2 - Education, Computer Science Professional Devel. | (4,955) | | (4,000) | | | | | | | 75 |
| 76 | HB 2 - Education, Data Analyst Position (HB 542) | | | | | (184) | | | (182) | | 76 |
| 77 | HB 2 - Education, NH Civics Textbook | (2,000) | | (1,000) | | | | | | | 77 |
| 78 | HB 2 - Education, Teacher of the Year Program | (250) | (250) | | | | | | | | 78 |
| 79 | HB 2 - Education, National Student Clearinghouse | | (150) | (150) | | | | | | | 79 |
| 80 | HB 2 - Education, Sugar River Valley CTE | | | | | (12,515) | | | | | 80 |
| 81 | HB 2 - Education, Adult Education Programs | | | (500) | | | | | | | 81 |
| 82 | HB 2 - Education, Children's Mental Health MTSS-B | | | (900) | | | | | | | 82 |
| 83 | HB 2 - Safety, Body-Worn and Dashboard Camera | (1,005) | (1,005) | (1,005) | | | | | | | 83 |
| 84 | HB 2 - Safety, Contact Person Notification (HB 560) | | | | | (50) | (50) | | | | 84 |
| 85 | HB 2 - Safety, Northern Border Alliance Fund | (1,435) | | (1,435) | | | | | | | 85 |
| 86 | HB 2 - Safety, Program Assistant II Position | | | | (72) | (72) | (72) | (74) | (74) | (74) | 86 |
| 87 | HB 2 - Safety, Substance Abuse Enforcement | | | | (204) | (204) | (204) | (204) | (204) | (204) | 87 |
| 88 | HB 2 - Safety, County & Local Substance Abuse Enforcement | | | | (834) | (834) | (834) | (834) | (834) | (834) | 88 |
| 89 | HB 2 - Safety, State and Local Cybersecurity Grants | | | | (1,256) | (1,256) | (1,256) | (1,614) | (1,614) | (1,614) | 89 |
| 90 | HB 2 - Safety, State Police Cruisers | (3,510) | (3,510) | (3,510) | | | | | | | 90 |
| 91 | HB 2 - Safety, Bail Status System | | (1,000) | | | | | | | | 91 |
| 92 | HB 2 - Safety, DMV Protective Glass | | | (100) | | | | | | | 92 |
| 93 | HB 2 - GF Support to Fish and Game Fund | | | (2,000) | | | | | | | 93 |
| 94 | HB 2 - GF Support to Highway Fund | | (10,000) | (10,000) | | | | | | | 94 |
| 95 | HB 2 - DOT, Municipal Bridge and Highway Aid (SB 270) | | | (20,000) | | | | | | | 95 |
| 96 | HB 2 - DOT, Mechanical Services Bureau Equipment | | | (4,786) | | | | | | | 96 |
| 97 | HB 2 - DOT, Rural and Urban Transit Match | | | (1,883) | | | | | | | 97 |
| 98 | HB 2 - DOT, Eastern Slopes Regional Airport (SB 124) | | | (100) | | | | | | | 98 |
| 99 | HB 2 - UNH, Interoperability Lab (Blockchain) | (1,500) | (1,500) | | | | | | | | 99 |
| 100 | HB 2 - UNH, Whittemore Center Renovation and Expansion | (8,000) | (6,000) | (6,000) | | | | | | | 100 |
| 101 | HB 2 - USNH, Plymouth State and Keene State | | | (3,000) | | | | | | | 101 |
| 102 | HB 2 - Lottery Charitable Gaming Study | | | (150) | | | | | | | 102 |
| 103 | HB 2 - Police Standards and Training, Court Security | | | (350) | | | | | | | 103 |
| 104 | | | | | | | | | | | 104 |
| 105 | HB 1 - DHHS, Appropriation Reduction | | | | | 11,700 | 11,700 | | 11,700 | 11,700 | 105 |
| 106 | HB 2 - DHHS, New YDC Construction | (10,000) | | | | | | | | | 106 |
| 107 | HB 2 - DHHS, Recovery Friendly Workplace | (2,054) | | (2,054) | | | | | | | 107 |
| 108 | HB 2 - DHHS, Governor's Commission Student Assistance | | | | (1,500) | | | (1,500) | | | 108 |
| 109 | HB 2 - DHHS, Juvenile Peer-to-Peer Grief Support | (1,500) | | (500) | | | | | | | 109 |
| 110 | HB 2 - DHHS, Choose Love Program | | | | (250) | (250) | (250) | (250) | (250) | (250) | 110 |

| STATE OF NEW HAMPSHIRE | | SCHEDULE 2 | | | | | | | | | LBA |
|--------------------------|--|------------|----------|----------|----------|----------|----------|----------|----------|----------|----------|
| ADJUSTMENTS - SCHEDULE 2 | | | | | | | | | | | 06/08/23 |
| GENERAL FUND | | | | | | | | | | | |
| (Dollars in Thousands) | | | | | | | | | | | |
| | | FY 2023 | | | FY 2024 | | | FY 2025 | | | |
| | | Governor | House | Senate | Governor | House | Senate | Governor | House | Senate | |
| 111 | HB 2 - DHHS, Sununu Youth Services Center Operations | | | | (11,104) | | | (11,396) | | | 111 |
| 112 | HB 2 - DHHS, Unclassified Positions | | | | (141) | (141) | (141) | (141) | (141) | (140) | 112 |
| 113 | HB 2 - DHHS, Choices for Independence | | | | (4,750) | (4,750) | (4,750) | (10,350) | (10,350) | (10,350) | 113 |
| 114 | HB 2 - DHHS, MMIS Maintenance | (20,532) | | (20,532) | | | | | | | 114 |
| 115 | HB 2 - DHHS, Elevated Enrollment Unwinding | (16,359) | (16,359) | | | | | | | | 115 |
| 116 | HB 2 - DHHS, Integrated Eligibility System Audit | (839) | | (168) | | | | | | | 116 |
| 117 | HB 2 - DHHS, District Office Move | (533) | (533) | (533) | | | | | | | 117 |
| 118 | HB 2 - DHHS, NHH Vehicles and Equipment | (200) | (200) | (200) | | | | | | | 118 |
| 119 | HB 2 - DHHS, IT Automated Solutions Analysis | (1,500) | (1,500) | (1,500) | | | | | | | 119 |
| 120 | HB 2 - DHHS, IT Automated Solutions Implementation | (1,950) | (1,950) | (1,950) | | | | | | | 120 |
| 121 | HB 2 - DHHS, Food Stamp Eligibility Legacy Database | (125) | (125) | (125) | | | | | | | 121 |
| 122 | HB 2 - DHHS, Switches, Routers, and Wireless Access Points | (410) | (410) | (410) | | | | | | | 122 |
| 123 | HB 2 - DHHS, TANF MOE | | | | (3,000) | (2,500) | (3,000) | (3,000) | (2,500) | (3,000) | 123 |
| 124 | HB 2 - DHHS, Family Resource Centers | | | (2,000) | (1,000) | (1,000) | (1,000) | (1,000) | (1,000) | (1,000) | 124 |
| 125 | HB 2 - DHHS, Nutrition and Transportation Service Rates | | | | (3,405) | (3,405) | (3,405) | (3,405) | (3,405) | (3,405) | 125 |
| 126 | HB 2 - DHHS, Foster Care Rates | | | | (870) | (870) | (870) | (958) | (958) | (958) | 126 |
| 127 | HB 2 - DHHS, Overall Medicaid Rate Increases | | | | (17,000) | (12,000) | (12,000) | (17,000) | (12,000) | (12,000) | 127 |
| 128 | HB 2 - DHHS, Specified Medicaid Provider Rate Increases | | | | | (47,223) | (47,223) | | (62,963) | (62,963) | 128 |
| 129 | HB 2 - DHHS, System of Care Provider Rates | | | | | (5,000) | (16,500) | | | | 129 |
| 130 | HB 2 - DHHS, Privacy Obligations (HB 91) | | | | | (300) | (300) | | | | 130 |
| 131 | HB 2 - DHHS, Medicaid Children & Pregnant Women (HB 282) | | | | | (336) | (336) | | | | 131 |
| 132 | HB 2 - DHHS, Medicaid Postpartum Care (HB 565) | | | | | (200) | | | | | 132 |
| 133 | HB 2 - DHHS, Merrimack Kidney Cancer Study (HB 614) | | | | | (500) | (500) | | | | 133 |
| 134 | HB 2 - DHHS, Homeless and Housing Shelter Programs | | | (10,000) | | | | | | | 134 |
| 135 | HB 2 - DHHS, System of Care, Healthy Aging (SB 36) | | | (1,688) | | | | | | | 135 |
| 136 | HB 2 - DHHS, Public Health Vaccine Administration (SB 115) | | | (20) | | | | | | | 136 |
| 137 | HB 2 - DHHS, Medicaid Coverage for Mothers (SB 175) | | | (1,450) | | | | | | | 137 |
| 138 | HB 2 - DHHS, WIC Farmer's Market Nutrition (SB 233) | | | (600) | | | | | | | 138 |
| 139 | HB 2 - DHHS, Brain Health Awareness (SB 234) | | | (500) | | | | | | | 139 |
| 140 | HB 2 - DHHS, Child Care Workforce (SB 237) | | | (15,000) | | | | | | | 140 |
| 141 | HB 2 - DHHS, Graduated Public Assistance (SB 241) | | | (200) | | | | | | | 141 |
| 142 | HB 2 - DHHS, Juvenile Diversion | | | (600) | | | (300) | | | (300) | 142 |
| 143 | HB 2 - DHHS, LNA Reimbursement | | | (400) | | | | | | | 143 |
| 144 | HB 2 - DHHS, Early Childhood Mental Health | | | (1,000) | | | | | | | 144 |
| 145 | HB 2 - DHHS, Home Visiting Program | | | (450) | | | | | | | 145 |
| 146 | HB 2 - DHHS, Family Mutual Support | | | (50) | | | | | | | 146 |
| 147 | HB 2 - DHHS, Foster Grandparents | | | (200) | | | | | | | 147 |

| STATE OF NEW HAMPSHIRE | | SCHEDULE 2 | | | | | | | | | LBA |
|--------------------------|--|--------------|--------------|--------------|--------------|--------------|--------------|--------------|--------------|--------------|----------|
| ADJUSTMENTS - SCHEDULE 2 | | | | | | | | | | | 06/08/23 |
| GENERAL FUND | | | | | | | | | | | |
| (Dollars in Thousands) | | | | | | | | | | | |
| | | FY 2023 | | | FY 2024 | | | FY 2025 | | | |
| | | Governor | House | Senate | Governor | House | Senate | Governor | House | Senate | |
| 148 | HB 2 - DHHS, Congregate Housing | | | (1,500) | | | | | | | 148 |
| 149 | TOTAL APPROPRIATION ADJUSTMENTS | \$ (505,600) | \$ (538,327) | \$ (624,929) | \$ (133,900) | \$ (168,734) | \$ (130,235) | \$ (112,578) | \$ (181,801) | \$ (143,270) | 149 |

| | | | | | | | | | | | |
|---------------------------------------|--|-------------|-------------|-------------|-------------|-------------|-------------|-------------|-------------|-------------|----|
| STATE OF NEW HAMPSHIRE | | | | | | | | | | LBA | |
| COMPARATIVE STATEMENT OF FUND BALANCE | | | | | | | | | | 06/08/23 | |
| EDUCATION TRUST FUND | | | | | | | | | | | |
| (Dollars in Thousands) | | | | | | | | | | | |
| | | FY 2023 | | | FY 2024 | | | FY 2025 | | | |
| | | Governor | House | Senate | Governor | House | Senate | Governor | House | Senate | |
| 1 | Beginning Balance, July 1 | \$ 108,000 | \$ 108,038 | \$ 108,038 | \$ 221,000 | \$ 183,785 | \$ 129,117 | \$ 220,000 | \$ 92,540 | \$ 183,873 | 1 |
| 2 | | | | | | | | | | | 2 |
| 3 | <u>Revenues:</u> | | | | | | | | | | 3 |
| 4 | Estimated Revenues | 1,209,300 | 1,172,000 | 1,171,400 | 1,292,300 | 1,263,700 | 1,277,500 | 1,294,300 | 1,273,100 | 1,284,000 | 4 |
| 5 | Schedule 4 Adjustments | - | - | - | (75,000) | (223,100) | (1,130) | (74,800) | (224,850) | (90) | 5 |
| 6 | Total Revenue | 1,209,300 | 1,172,000 | 1,171,400 | 1,217,300 | 1,040,600 | 1,276,370 | 1,219,500 | 1,048,250 | 1,283,910 | 6 |
| 7 | | | | | | | | | | | 7 |
| 8 | <u>Appropriations:</u> | | | | | | | | | | 8 |
| 9 | Budget Appropriations | (1,068,900) | (1,068,900) | (1,068,900) | (1,205,800) | (1,135,945) | (1,231,614) | (1,216,500) | (1,149,255) | (1,245,495) | 9 |
| 10 | Schedule 4 Adjustments | (27,400) | (27,353) | (81,421) | (12,500) | 4,100 | 10,000 | (75,000) | (13,300) | 10,000 | 10 |
| 11 | <i>Less Lapse Estimate</i> | - | - | - | - | - | - | - | - | - | 11 |
| 12 | Total Appropriations | (1,096,300) | (1,096,253) | (1,150,321) | (1,218,300) | (1,131,845) | (1,221,614) | (1,291,500) | (1,162,555) | (1,235,495) | 12 |
| 13 | | | | | | | | | | | 13 |
| 14 | Current Year Balance | 113,000 | 75,747 | 21,079 | (1,000) | (91,245) | 54,756 | (72,000) | (114,305) | 48,415 | 14 |
| 15 | | | | | | | | | | | 15 |
| 16 | Cumulative Ending Balance, June 30 | 221,000 | 183,785 | 129,117 | 220,000 | 92,540 | 183,873 | 148,000 | (21,765) | 232,288 | 16 |
| 17 | | | | | | | | | | | 17 |
| 18 | <i>Transfer (To)/From General Fund</i> | - | - | - | - | - | - | - | 21,765 | - | 18 |
| 19 | | | | | | | | | | | 19 |
| 20 | Balance After Transfers, June 30 | \$ 221,000 | \$ 183,785 | \$ 129,117 | \$ 220,000 | \$ 92,540 | \$ 183,873 | \$ 148,000 | \$ - | \$ 232,288 | 20 |

| STATE OF NEW HAMPSHIRE | | SCHEDULE 3 | | | | | | | | | LBA |
|----------------------------------|--|---------------------|---------------------|---------------------|---------------------|---------------------|---------------------|---------------------|---------------------|---------------------|----------|
| COMPARATIVE STATEMENT OF REVENUE | | | | | | | | | | | 06/08/23 |
| EDUCATION TRUST FUND | | | | | | | | | | | |
| (Dollars in Thousands) | | | | | | | | | | | |
| | | FY 2023 | | | FY 2024 | | | FY 2025 | | | |
| | | Governor | House | Senate | Governor | House | Senate | Governor | House | Senate | |
| 1 | Business Profits Tax | \$ 160,400 | \$ 163,400 | \$ 166,700 | \$ 170,200 | \$ 165,800 | \$ 172,300 | \$ 169,700 | \$ 167,900 | \$ 173,600 | 1 |
| 2 | Business Enterprise Tax | 338,300 | 306,900 | 313,200 | 336,000 | 327,300 | 340,100 | 335,000 | 331,400 | 342,500 | 2 |
| 3 | Subtotal | \$ 498,700 | \$ 470,300 | \$ 479,900 | \$ 506,200 | \$ 493,100 | \$ 512,400 | \$ 504,700 | \$ 499,300 | \$ 516,100 | 3 |
| 4 | Meals & Rooms | 12,700 | 12,800 | 13,300 | 8,900 | 9,300 | 9,600 | 8,900 | 9,600 | 9,700 | 4 |
| 5 | Tobacco Tax | 96,800 | 96,800 | 83,200 | 88,000 | 85,800 | 81,100 | 88,000 | 84,600 | 80,300 | 5 |
| 6 | Real Estate Transfer Tax | 80,100 | 75,400 | 70,900 | 81,000 | 70,900 | 69,300 | 81,000 | 70,900 | 69,300 | 6 |
| 7 | Transfer from Lottery | 170,800 | 170,800 | 180,000 | 158,000 | 158,000 | 160,000 | 163,000 | 163,000 | 164,000 | 7 |
| 8 | Tobacco Settlement | 40,000 | 40,000 | 40,000 | 40,000 | 40,000 | 40,000 | 38,500 | 38,500 | 38,500 | 8 |
| 9 | Utility Property Tax | 47,100 | 42,800 | 41,000 | 47,100 | 43,500 | 42,000 | 47,100 | 44,100 | 43,000 | 9 |
| 10 | Statewide Education Property Tax (SWEPT) | 263,100 | 263,100 | 263,100 | 363,100 | 363,100 | 363,100 | 363,100 | 363,100 | 363,100 | 10 |
| 11 | Total | \$ 1,209,300 | \$ 1,172,000 | \$ 1,171,400 | \$ 1,292,300 | \$ 1,263,700 | \$ 1,277,500 | \$ 1,294,300 | \$ 1,273,100 | \$ 1,284,000 | 11 |

| STATE OF NEW HAMPSHIRE | | SCHEDULE 4 | | | | | | | | | LBA |
|--------------------------|--|-------------|-------------|-------------|-------------|--------------|------------|-------------|--------------|-----------|----------|
| ADJUSTMENTS - SCHEDULE 2 | | | | | | | | | | | 06/08/23 |
| EDUCATION TRUST FUND | | | | | | | | | | | |
| (Dollars in Thousands) | | | | | | | | | | | |
| | | FY 2023 | | | FY 2024 | | | FY 2025 | | | |
| | | Governor | House | Senate | Governor | House | Senate | Governor | House | Senate | |
| 1 | REVENUE ADJUSTMENTS: | | | | | | | | | | 1 |
| 2 | BPT ETF Split (Gov 35%, House 22.5%, Senate 41%) | | | | 131,600 | 23,200 | 185,589 | 131,200 | 23,500 | 186,872 | 2 |
| 3 | BET ETF Split (Gov 35%, House 22.5%, Senate 41%) | | | | (206,600) | (246,300) | (186,719) | (206,000) | (249,400) | (188,012) | 3 |
| 4 | DRA Multi-State Auditor Position Revenue | | | | | | | | 1,050 | 1,050 | 4 |
| 5 | TOTAL REVENUE ADJUSTMENTS | \$ - | \$ - | \$ - | \$ (75,000) | \$ (223,100) | \$ (1,130) | \$ (74,800) | \$ (224,850) | \$ (90) | 5 |
| 6 | | | | | | | | | | | 6 |
| 7 | APPROPRIATION ADJUSTMENTS: | | | | | | | | | | 7 |
| 8 | Statutory/Fiscal/G&C Estimated Appropriations | (12,700) | (12,660) | (23,047) | | | | | | | 8 |
| 9 | 2022 Legislative Specials | (14,700) | (14,693) | (14,693) | | | | | | | 9 |
| 10 | HB 2 - DOE, New Full Day Kindergarten Programs | | | (316) | | | | | | | 10 |
| 11 | HB 2 - DOE, Sugar River Valley CTE | | | (12,515) | (12,500) | | | | | | 11 |
| 12 | HB 2 - DOE, Winnisquam Regional CTE | | | (7,650) | | | | | | | 12 |
| 13 | HB 2 - DOE, Public School Infrastructure Fund | | | (10,000) | | | | | | | 13 |
| 14 | HB 2 - DOE, Episode of Treatment | | | (9,200) | | | | | | | 14 |
| 15 | HB 2 - DOE, School Building Aid Fund | | | | | | | (75,000) | | | 15 |
| 16 | HB 2 - DOE, EFA Appropriation Reduction | | | | | 10,000 | 10,000 | | 10,000 | 10,000 | 16 |
| 17 | HB 2 - DOE, Adequate Education Amendment | | | | | 4,100 | | | (3,300) | | 17 |
| 18 | HB 2 - DOE, CTE Incentive Grant | | | (4,000) | | | | | | | 18 |
| 19 | House Set Aside - Free and Reduced Lunch Eligibility | | | | | (10,000) | | | (20,000) | | 19 |
| 20 | TOTAL APPROPRIATION ADJUSTMENTS | \$ (27,400) | \$ (27,353) | \$ (81,421) | \$ (12,500) | \$ 4,100 | \$ 10,000 | \$ (75,000) | \$ (13,300) | \$ 10,000 | 20 |

| STATE OF NEW HAMPSHIRE | | | | | | | | | | LBA |
|---|---|------------|------------|------------|------------|------------|------------|-----------|-----------|-----------|
| COMPARATIVE STATEMENT OF UNDESIGNATED SURPLUS | | | | | | | | | | 06/08/23 |
| HIGHWAY FUND | | | | | | | | | | |
| (Dollars in Thousands) | | | | | | | | | | |
| | FY 2023 | | | FY 2024 | | | FY 2025 | | | |
| | Governor | House | Senate | Governor | House | Senate | Governor | House | Senate | |
| 1 | Beginning Balance, July 1 (Budgetary) | \$ 147,755 | \$ 147,755 | \$ 147,755 | \$ 119,855 | \$ 120,228 | \$ 119,823 | \$ 82,255 | \$ 80,419 | \$ 81,830 |
| 2 | | | | | | | | | | |
| 3 | Additions: | | | | | | | | | |
| 4 | Revenue: | | | | | | | | | |
| 5 | Road Toll | 121,800 | 124,300 | 124,300 | 124,800 | 125,000 | 125,000 | 125,400 | 125,600 | 125,600 |
| 6 | Motor Vehicle Fees & Fines | 131,500 | 133,200 | 133,500 | 133,800 | 133,600 | 134,800 | 133,700 | 133,500 | 134,700 |
| 7 | Miscellaneous | 200 | 200 | 200 | 200 | 200 | 200 | 200 | 200 | 200 |
| 8 | Total Revenue | 253,500 | 257,700 | 258,000 | 258,800 | 258,800 | 260,000 | 259,300 | 259,300 | 260,500 |
| 9 | Revenue Adjustments: | | | | | | | | | |
| 10 | HB 1 - Dept. of Safety Cost of Collections Appropriations | (31,200) | (33,157) | (33,157) | (34,700) | (35,260) | (35,649) | (35,600) | (35,806) | (36,685) |
| 11 | FY 2023 Other Appropriations/Adjustments | - | (727) | (727) | - | - | - | - | - | - |
| 12 | Less: Estimated Lapse | - | 2,414 | 2,414 | - | 1,300 | 1,300 | - | 1,300 | 1,300 |
| 13 | Net Dept. of Safety Cost of Collections Appropriations | (31,200) | (31,470) | (31,470) | (34,700) | (33,960) | (34,349) | (35,600) | (34,506) | (35,385) |
| 14 | Total Net Revenue | 222,300 | 226,230 | 226,530 | 224,100 | 224,840 | 225,651 | 223,700 | 224,794 | 225,115 |
| 15 | HB 2 - Transfer From General Fund | - | 10,000 | 10,000 | - | - | - | - | - | - |
| 16 | Total Additions | 222,300 | 236,230 | 236,530 | 224,100 | 224,840 | 225,651 | 223,700 | 224,794 | 225,115 |
| 17 | | | | | | | | | | |
| 18 | Deductions: | | | | | | | | | |
| 19 | HB 1 - Appropriations | (266,200) | (263,439) | (263,439) | (278,500) | (280,154) | (279,149) | (283,200) | (286,946) | (283,521) |
| 20 | Appropriation Adjustments: | | | | | | | | | |
| 21 | HB 1 - Dept. of Information Technology Positions | - | - | - | - | (33) | (33) | - | (34) | (34) |
| 22 | HB 2 - Employee Pay Raise | - | - | - | (9,300) | (9,262) | (9,262) | (11,300) | (11,300) | (11,300) |
| 23 | FY 2023 Other Appropriations/Adjustments | - | (16,318) | (17,023) | - | - | - | - | - | - |
| 24 | Other Appropriation Adjustments/Other Debits | (1,500) | (1,500) | (1,500) | (1,500) | (1,500) | (1,500) | (1,500) | (1,500) | (1,500) |
| 25 | Total Appropriation Adjustments | (1,500) | (17,818) | (18,523) | (10,800) | (10,795) | (10,795) | (12,800) | (12,834) | (12,834) |
| 26 | Less: Lapse | 17,500 | 17,500 | 17,500 | 27,600 | 26,300 | 26,300 | 28,100 | 26,800 | 26,800 |
| 27 | Total Deductions | (250,200) | (263,757) | (264,462) | (261,700) | (264,649) | (263,644) | (267,900) | (272,980) | (269,555) |
| 28 | | | | | | | | | | |
| 29 | | | | | | | | | | |
| 30 | Current Year Balance | (27,900) | (27,527) | (27,932) | (37,600) | (39,809) | (37,993) | (44,200) | (48,186) | (44,440) |
| 31 | | | | | | | | | | |
| 32 | Balance, June 30 (Budgetary) | 119,855 | 120,228 | 119,823 | 82,255 | 80,419 | 81,830 | 38,055 | 32,233 | 37,390 |
| 33 | | | | | | | | | | |
| 34 | | | | | | | | | | |
| 35 | GAAP Adjustments | (22,500) | (22,500) | (22,500) | (25,000) | (25,000) | (25,000) | (25,000) | (25,000) | (25,000) |
| 36 | | | | | | | | | | |
| 37 | Balance, June 30 (GAAP) | 97,355 | 97,728 | 97,323 | 57,255 | 55,419 | 56,830 | 13,055 | 7,233 | 12,390 |

Note: Budgetary balances and GAAP adjustments do not include bonds authorized/unissued

| | | | | | | | | | | |
|---|--|-----------|-----------|-----------|-----------|-----------|-----------|----------|----------|-----------|
| STATE OF NEW HAMPSHIRE | | | | | | | | | | LBA |
| COMPARATIVE STATEMENT OF UNDESIGNATED SURPLUS | | | | | | | | | | 06/08/23 |
| FISH AND GAME FUND | | | | | | | | | | |
| (Dollars in Thousands) | | | | | | | | | | |
| | FY 2023 | | | FY 2024 | | | FY 2025 | | | |
| | Governor | House | Senate | Governor | House | Senate | Governor | House | Senate | |
| 1 | Beginning Balance, July 1 (Budgetary) | \$ 11,500 | \$ 11,452 | \$ 11,452 | \$ 10,100 | \$ 10,286 | \$ 12,276 | \$ 7,900 | \$ 7,958 | \$ 10,302 |
| 2 | | | | | | | | | | |
| 3 | <u>Additions:</u> | | | | | | | | | |
| 4 | Unrestricted Revenue | 13,300 | 13,800 | 14,070 | 13,400 | 13,400 | 13,800 | 13,400 | 13,400 | 13,700 |
| 5 | Transfers from General Fund | - | - | 2,000 | 1,000 | - | - | 1,500 | - | - |
| 6 | Correction to Governor Recommended Surplus Statement | - | - | - | (1,000) | - | - | (1,500) | - | - |
| 7 | Total Additions | 13,300 | 13,800 | 16,070 | 13,400 | 13,400 | 13,800 | 13,400 | 13,400 | 13,700 |
| 8 | | | | | | | | | | |
| 9 | <u>Deductions:</u> | | | | | | | | | |
| 10 | Budget Appropriation (HB 1) | (15,900) | (15,662) | (15,662) | (16,300) | (16,348) | (16,394) | (16,200) | (16,275) | (16,323) |
| 11 | FY 2023 Unbudgeted Appropriations | - | (504) | (784) | - | - | - | - | - | - |
| 12 | DoIT Positions (HB 1) | - | - | - | - | (5) | (5) | - | (5) | (5) |
| 13 | Employee Pay Raise (HB 2) | - | - | - | (800) | (875) | (875) | (1,100) | (1,067) | (1,067) |
| 14 | Total Appropriations Net of Estimated Revenues | (15,900) | (16,166) | (16,446) | (17,100) | (17,228) | (17,274) | (17,300) | (17,347) | (17,395) |
| 15 | Less: Lapse | 1,200 | 1,200 | 1,200 | 1,500 | 1,500 | 1,500 | 1,500 | 1,500 | 1,500 |
| 16 | Net Appropriations | (14,700) | (14,966) | (15,246) | (15,600) | (15,728) | (15,774) | (15,800) | (15,847) | (15,895) |
| 17 | | | | | | | | | | |
| 18 | Total Deductions | (14,700) | (14,966) | (15,246) | (15,600) | (15,728) | (15,774) | (15,800) | (15,847) | (15,895) |
| 19 | | | | | | | | | | |
| 20 | | | | | | | | | | |
| 21 | Current Year Balance | (1,400) | (1,166) | 824 | (2,200) | (2,328) | (1,974) | (2,400) | (2,447) | (2,195) |
| 22 | | | | | | | | | | |
| 23 | Balance, June 30 (Budgetary) | 10,100 | 10,286 | 12,276 | 7,900 | 7,958 | 10,302 | 5,500 | 5,511 | 8,107 |
| 24 | | | | | | | | | | |
| 25 | | | | | | | | | | |
| 26 | GAAP Adjustments | (900) | (900) | (900) | (1,000) | (1,000) | (1,000) | (1,000) | (1,000) | (1,000) |
| 27 | | | | | | | | | | |
| 28 | Balance, June 30 (GAAP) | 9,200 | 9,386 | 11,376 | 6,900 | 6,958 | 9,302 | 4,500 | 4,511 | 7,107 |

State of New Hampshire Monthly Revenue Plan for FY 2025

| General Fund (In Millions) | | Jul | Aug | Sep | Oct | Nov | Dec | Jan | Feb | Mar | Apr | May | Jun | Total General Fund |
|--|---|-----------------|-----------------|-----------------|----------------|-----------------|-----------------|----------------|-----------------|-----------------|----------------|-----------------|-------------------|-------------------------|
| | Business Profits Tax | \$ 14.0 | \$ 12.0 | \$ 86.3 | \$ 19.8 | \$ 23.4 | \$ 79.5 | \$ 27.0 | \$ 12.0 | \$ 61.9 | \$ 95.8 | \$ 16.7 | \$ 71.7 | \$ 520.1 |
| | Business Enterprise Tax | 8.0 | — | 43.0 | — | — | 32.8 | 11.1 | — | 29.0 | 62.3 | 5.4 | 31.3 | 222.9 |
| | Subtotal | 22.0 | 12.0 | 129.3 | 19.8 | 23.4 | 112.3 | 38.1 | 12.0 | 90.9 | 158.1 | 22.1 | 103.0 | 743.0 |
| | Meals & Rooms Tax | 29.0 | 34.7 | 34.1 | 28.7 | 28.1 | 21.8 | 23.6 | 21.1 | 22.4 | 23.0 | 22.7 | 26.1 | 315.3 |
| | Tobacco Tax | 12.0 | 12.8 | 11.5 | 11.5 | 11.4 | 11.7 | 9.5 | 9.5 | 10.4 | 9.5 | 10.7 | 11.5 | 132.0 |
| | Transfer from Liquor Commission | 3.4 | 14.8 | 11.5 | 12.9 | 3.3 | 18.7 | 8.3 | 8.4 | 11.5 | 9.0 | 10.9 | 11.8 | 124.5 |
| | Interest & Dividends Tax | 0.7 | 1.1 | 14.0 | 5.2 | 1.2 | 3.0 | 12.3 | 1.1 | 3.0 | 38.6 | 1.3 | 0.5 | 82.0 |
| | Insurance Tax | 1.7 | 2.4 | 2.1 | 2.2 | 1.7 | 1.7 | 3.8 | 6.1 | 127.6 | (7.9) | 1.6 | — | 143.0 |
| | Communications Tax | 2.7 | 2.6 | 2.4 | 2.5 | 2.4 | 2.6 | 2.5 | 2.5 | 2.6 | 2.5 | 2.3 | 2.4 | 30.0 |
| | Real Estate Transfer Tax | 14.5 | 15.3 | 13.4 | 12.7 | 12.7 | 11.3 | 12.0 | 8.3 | 7.0 | 8.9 | 11.0 | 13.6 | 140.7 |
| | Court Fines & Fees | 1.1 | 1.1 | 1.2 | 1.2 | 1.0 | 1.0 | 1.2 | 1.0 | 1.1 | 1.2 | 1.0 | 1.2 | 13.3 |
| | Securities Revenue | 0.4 | 0.4 | 0.4 | 0.5 | 0.4 | 0.3 | 19.0 | 0.4 | 3.8 | 15.3 | 5.2 | 0.5 | 46.6 |
| | Beer Tax | 1.3 | 1.3 | 1.3 | 1.1 | 1.0 | 1.0 | 1.0 | 0.9 | 0.9 | 1.0 | 1.1 | 1.3 | 13.2 |
| | Other | 2.9 | 3.1 | 9.1 | 4.2 | 5.8 | 10.1 | 4.6 | 3.9 | 10.2 | 4.3 | 3.9 | 32.4 | 94.5 |
| Subtotal | 91.7 | 101.6 | 230.3 | 102.5 | 92.4 | 195.5 | 135.9 | 75.2 | 291.4 | 263.5 | 93.8 | 204.3 | 1,878.1 | |
| Recoveries | 0.1 | 0.3 | 0.2 | 0.3 | 0.2 | 0.3 | 0.3 | 0.2 | 0.3 | 0.3 | 0.2 | 0.3 | 3.0 | |
| Total General Fund | \$ 91.8 | \$ 101.9 | \$ 230.5 | \$ 102.8 | \$ 92.6 | \$ 195.8 | \$ 136.2 | \$ 75.4 | \$ 291.7 | \$ 263.8 | \$ 94.0 | \$ 204.6 | \$ 1,881.1 | |
| Cumulative Total YTD | 91.8 | 193.7 | 424.2 | 527.0 | 619.6 | 815.4 | 951.6 | 1,027.0 | 1,318.7 | 1,582.5 | 1,676.5 | 1,881.1 | | |
| <p><i>Note: The Plan for FY 2025 represents revenues included within HB1 (Ch. 106, Laws of 2023) plus Schedule 2/4 Revenue Adjustments per the LBA Surplus Statement. The plan amounts above are calculated after the removal of funds transferred out per statutes referenced below. These amounts are not accounted for as unrestricted revenue in the general and education trust funds. (Dollars in millions.)</i></p> | | | | | | | | | | | | | | |
| | | | | | | | | | | | | | | FY 2025 Estimate |
| Meals & Rooms Tax | Municipal Revenue Fund transfer per RSA 78-A:26, IV; actual transfer amounts are subject to final calculations by State Treasury | | | | | | | | | | | | \$136.0 | |
| Meals & Rooms Tax | School Building Aid Debt Service transfer per RSA 78-A:26, I (a) | | | | | | | | | | | | \$6.6 | |
| Transfer from Liquor | Alcohol Abuse Prevention & Treatment Fund transfer per RSA 176:16, III | | | | | | | | | | | | \$11.8 | |
| Transfer from Liquor | Granite Advantage Healthcare Trust Fund transfer per RSA 126-AA:3; actual transfer amounts may be higher due to additional funding needs for programs supported by this revenue source. | | | | | | | | | | | | \$11.1 | |
| Insurance Tax | Granite Advantage Healthcare Trust Fund transfer per RSA 126-AA:3 | | | | | | | | | | | | \$10.4 | |
| Real Estate Transfer Tax | Transfer to affordable housing fund per RSA 78-B:13, III | | | | | | | | | | | | \$5.0 | |

Prepared by: Administrative Services

State of New Hampshire Monthly Revenue Plan for FY 2025

| Education Trust Fund (In Millions) | | Jul | Aug | Sep | Oct | Nov | Dec | Jan | Feb | Mar | Apr | May | Jun | Total Education Fund |
|------------------------------------|-----------------------------------|----------------|-----------------|----------------|----------------|-----------------|----------------|----------------|----------------|-----------------|----------------|-----------------|-------------------|----------------------|
| | Business Profits Tax | \$ 9.8 | \$ 8.3 | \$ 60.0 | \$ 13.7 | \$ 16.3 | \$ 55.3 | \$ 18.8 | \$ 8.3 | \$ 43.0 | \$ 66.2 | \$ 11.6 | \$ 49.9 | \$ 361.2 |
| | Business Enterprise Tax | 5.6 | — | 29.9 | — | — | 22.8 | 7.7 | — | 20.1 | 43.2 | 3.7 | 21.8 | 154.8 |
| | Subtotal | 15.4 | 8.3 | 89.9 | 13.7 | 16.3 | 78.1 | 26.5 | 8.3 | 63.1 | 109.4 | 15.3 | 71.7 | 516.0 |
| | Meals & Rooms Tax | 0.9 | 1.1 | 1.0 | 0.9 | 0.9 | 0.7 | 0.7 | 0.6 | 0.7 | 0.7 | 0.7 | 0.8 | 9.7 |
| | Tobacco Tax | 7.3 | 7.8 | 7.0 | 7.0 | 6.9 | 7.1 | 5.8 | 5.8 | 6.3 | 5.8 | 6.5 | 7.0 | 80.3 |
| | Real Estate Transfer Tax | 7.2 | 7.6 | 6.6 | 6.2 | 6.2 | 5.5 | 5.9 | 4.1 | 3.5 | 4.4 | 5.4 | 6.7 | 69.3 |
| | Transfers from Lottery Commission | | 13.5 | 13.3 | 14.5 | 13.2 | 13.3 | 15.0 | 13.0 | 12.5 | 14.5 | 13.2 | 28.0 | 164.0 |
| | Tobacco Settlement | | | | | | | | | | 38.5 | | | 38.5 |
| | Utility Property Tax | | 0.9 | 8.4 | | 0.8 | 9.7 | 2.6 | 0.5 | 1.0 | 8.9 | 0.6 | 9.6 | 43.0 |
| State Property Tax | | | | | | | | | | 363.1 | | | 363.1 | |
| Total Education Fund | \$ 30.8 | \$ 39.2 | \$ 126.2 | \$ 42.3 | \$ 44.3 | \$ 114.4 | \$ 56.5 | \$ 32.3 | \$ 87.1 | \$ 545.3 | \$ 41.7 | \$ 123.8 | \$ 1,283.9 | |
| Cumulative Total YTD | 30.8 | 70.0 | 196.2 | 238.5 | 282.8 | 397.2 | 453.7 | 486.0 | 573.1 | 1,118.4 | 1,160.1 | 1,283.9 | | |

Note - The Plan for FY 2025 represents revenues included within HB1 (Ch. 106, Laws of 2023) plus Schedule 2/4 Revenue Adjustments per the LBA Surplus Statement.

Prepared by: Administrative Services

State of New Hampshire Monthly Revenue Plan for FY 2025

| General & Education Fund (In Millions) | | Jul | Aug | Sep | Oct | Nov | Dec | Jan | Feb | Mar | Apr | May | Jun | Grand Total |
|---|---------------------------------|-----------------|-----------------|-----------------|-----------------|-----------------|-----------------|-----------------|-----------------|-----------------|-----------------|-----------------|-------------------|----------------|
| | Business Profits Tax | \$ 23.8 | \$ 20.3 | \$ 146.3 | \$ 33.5 | \$ 39.7 | \$ 134.8 | \$ 45.8 | \$ 20.3 | \$ 104.9 | \$ 162.0 | \$ 28.3 | \$ 121.6 | \$ 881.3 |
| | Business Enterprise Tax | 13.6 | — | 72.9 | — | — | 55.6 | 18.8 | — | 49.1 | 105.5 | 9.1 | 53.1 | 377.7 |
| | Subtotal | 37.4 | 20.3 | 219.2 | 33.5 | 39.7 | 190.4 | 64.6 | 20.3 | 154.0 | 267.5 | 37.4 | 174.7 | 1,259.0 |
| | Meals & Rooms Tax | 29.9 | 35.8 | 35.1 | 29.6 | 29.0 | 22.5 | 24.3 | 21.7 | 23.1 | 23.7 | 23.4 | 26.9 | 325.0 |
| | Tobacco Tax | 19.3 | 20.6 | 18.5 | 18.5 | 18.3 | 18.8 | 15.3 | 15.3 | 16.7 | 15.3 | 17.2 | 18.5 | 212.3 |
| | Transfer from Liquor Commission | 3.4 | 14.8 | 11.5 | 12.9 | 3.3 | 18.7 | 8.3 | 8.4 | 11.5 | 9.0 | 10.9 | 11.8 | 124.5 |
| | Interest & Dividends Tax | 0.7 | 1.1 | 14.0 | 5.2 | 1.2 | 3.0 | 12.3 | 1.1 | 3.0 | 38.6 | 1.3 | 0.5 | 82.0 |
| | Insurance Tax | 1.7 | 2.4 | 2.1 | 2.2 | 1.7 | 1.7 | 3.8 | 6.1 | 127.6 | (7.9) | 1.6 | — | 143.0 |
| | Communications Tax | 2.7 | 2.6 | 2.4 | 2.5 | 2.4 | 2.6 | 2.5 | 2.5 | 2.6 | 2.5 | 2.3 | 2.4 | 30.0 |
| | Real Estate Transfer Tax | 21.7 | 22.9 | 20.0 | 18.9 | 18.9 | 16.8 | 17.9 | 12.4 | 10.5 | 13.3 | 16.4 | 20.3 | 210.0 |
| | Court Fines & Fees | 1.1 | 1.1 | 1.2 | 1.2 | 1.0 | 1.0 | 1.2 | 1.0 | 1.1 | 1.2 | 1.0 | 1.2 | 13.3 |
| | Securities Revenue | 0.4 | 0.4 | 0.4 | 0.5 | 0.4 | 0.3 | 19.0 | 0.4 | 3.8 | 15.3 | 5.2 | 0.5 | 46.6 |
| | Beer Tax | 1.3 | 1.3 | 1.3 | 1.1 | 1.0 | 1.0 | 1.0 | 0.9 | 0.9 | 1.0 | 1.1 | 1.3 | 13.2 |
| Other | 2.9 | 3.1 | 9.1 | 4.2 | 5.8 | 10.1 | 4.6 | 3.9 | 10.2 | 4.3 | 3.9 | 32.4 | 94.5 | |
| Transfer from Lottery Commission | — | 13.5 | 13.3 | 14.5 | 13.2 | 13.3 | 15.0 | 13.0 | 12.5 | 14.5 | 13.2 | 28.0 | 164.0 | |
| Tobacco Settlement | — | — | — | — | — | — | — | — | — | 38.5 | — | — | 38.5 | |
| Utility Property Tax | — | 0.9 | 8.4 | — | 0.8 | 9.7 | 2.6 | 0.5 | 1.0 | 8.9 | 0.6 | 9.6 | 43.0 | |
| State Property Tax | — | — | — | — | — | — | — | — | — | 363.1 | — | — | 363.1 | |
| Subtotal | 122.5 | 140.8 | 356.5 | 144.8 | 136.7 | 309.9 | 192.4 | 107.5 | 378.5 | 808.8 | 135.5 | 328.1 | 3,162.0 | |
| Recoveries | 0.1 | 0.3 | 0.2 | 0.3 | 0.2 | 0.3 | 0.3 | 0.2 | 0.3 | 0.3 | 0.2 | 0.3 | 3.0 | |
| Total General and Education Fund | \$ 122.6 | \$ 141.1 | \$ 356.7 | \$ 145.1 | \$ 136.9 | \$ 310.2 | \$ 192.7 | \$ 107.7 | \$ 378.8 | \$ 809.1 | \$ 135.7 | \$ 328.4 | \$ 3,165.0 | |
| Cumulative Gen and Educ YTD | 122.6 | 263.7 | 620.4 | 765.5 | 902.4 | 1,212.6 | 1,405.3 | 1,513.0 | 1,891.8 | 2,700.9 | 2,836.6 | 3,165.0 | | |

Note: The Plan for FY 2025 represents revenues included within HB1 (Ch. 106, Laws of 2023) plus Schedule 2/4 Revenue Adjustments per the LBA Surplus Statement. The plan amounts above are calculated after the removal of funds transferred out per statutes referenced below. These amounts are not accounted for as unrestricted revenue in the general and education trust funds. (Dollars in millions.)

| | | FY 2025 Estimate |
|--------------------------|---|-------------------------|
| Meals & Rooms Tax | Municipal Revenue Fund transfer per RSA 78-A:26, IV; actual transfer amounts are subject to final calculations by State Treasury | \$136.0 |
| Meals & Rooms Tax | School Building Aid Debt Service transfer per RSA 78-A:26, I (a) | \$6.6 |
| Transfer from Liquor | Alcohol Abuse Prevention & Treatment Fund transfer per RSA 176:16, III | \$11.8 |
| Transfer from Liquor | Granite Advantage Healthcare Trust Fund transfer per RSA 126-AA:3; actual transfer amounts may be higher due to additional funding needs for programs supported by this revenue source. | \$11.1 |
| Insurance Tax | Granite Advantage Healthcare Trust Fund transfer per RSA 126-AA:3 | \$10.4 |
| Real Estate Transfer Tax | Transfer to affordable housing fund per RSA 78-B:13, III | \$5.0 |

Prepared by: Administrative Services

State of New Hampshire Monthly Revenue Plan for FY 2025

| Highway and Fish & Game Funds (In Millions) | HIGHWAY FUND | Jul | Aug | Sep | Oct | Nov | Dec | Jan | Feb | Mar | Apr | May | Jun | Total |
|---|----------------------------|----------------|----------------|----------------|----------------|----------------|----------------|----------------|----------------|----------------|----------------|----------------|----------------|-----------------|
| | Gasoline Road Toll | \$ 11.2 | \$ 10.0 | \$ 11.7 | \$ 10.9 | \$ 11.2 | \$ 10.3 | \$ 10.4 | \$ 9.5 | \$ 9.7 | \$ 10.4 | \$ 9.7 | \$ 10.6 | \$ 125.6 |
| | Miscellaneous | | | | | | 0.1 | | | | | | 0.1 | 0.2 |
| | Motor Vehicle Fees* | | | | | | | | | | | | | |
| | MV Registrations | 7.0 | 7.5 | 7.3 | 7.6 | 6.9 | 6.6 | 7.3 | 8.2 | 9.0 | 8.1 | 7.6 | 7.9 | 91.0 |
| | MV Operators | 1.2 | 1.4 | 1.3 | 1.2 | 1.2 | 1.2 | 1.2 | 1.1 | 1.3 | 1.3 | 1.3 | 1.3 | 15.0 |
| | Inspection Station Fees | 0.2 | 0.5 | 0.3 | 0.3 | 0.3 | 0.3 | 0.3 | 0.3 | 0.4 | 0.3 | 0.4 | 0.4 | 4.0 |
| | MV Miscellaneous Fees | 1.2 | 1.3 | 1.4 | 1.2 | 1.2 | 1.1 | 1.2 | 1.1 | 1.4 | 1.4 | 1.1 | 1.3 | 14.9 |
| | Certificate of Title | 0.9 | 1.1 | 0.8 | 0.9 | 0.8 | 0.5 | 0.8 | 0.6 | 0.9 | 0.8 | 0.9 | 0.8 | 9.8 |
| | Total Highway Fund | \$ 21.7 | \$ 21.8 | \$ 22.8 | \$ 22.1 | \$ 21.6 | \$ 20.1 | \$ 21.2 | \$ 20.8 | \$ 22.7 | \$ 22.3 | \$ 21.0 | \$ 22.4 | \$ 260.5 |
| Cumulative Year to Date | 21.7 | 43.5 | 66.3 | 88.4 | 110.0 | 130.1 | 151.3 | 172.1 | 194.8 | 217.1 | 238.1 | 260.5 | | |
| <p>* The Highway Fund Plan for FY 2025 represents revenues included within HB1 (Ch. 106, Laws of 2023) and is not adjusted for the removal of \$37.4 million of revenue associated with the cost of collection, which is accounted for as a contra account to unrestricted highway fund revenue, per the LBA.</p> | | | | | | | | | | | | | | |
| FISH & GAME FUND** | Jul | Aug | Sep | Oct | Nov | Dec | Jan | Feb | Mar | Apr | May | Jun | Total | |
| Fish and Game Licenses | \$ 0.9 | \$ 0.9 | \$ 0.6 | \$ 0.8 | \$ 0.5 | \$ 0.4 | \$ 0.3 | \$ 0.7 | \$ 0.5 | \$ 1.0 | \$ 1.6 | \$ 1.6 | \$ 9.8 | |
| Fines and Penalties | | | | | | 0.1 | | | | | | | 0.1 | |
| Miscellaneous Sales | 1.1 | 1.3 | | | | | 0.1 | | | | | 0.4 | 2.9 | |
| Federal Recoveries Indirect Costs | 0.1 | 0.1 | | 0.1 | 0.1 | 0.1 | | 0.1 | 0.1 | 0.1 | | 0.1 | 0.9 | |
| Total Fish & Game Fund | \$ 2.1 | \$ 2.3 | \$ 0.6 | \$ 0.9 | \$ 0.6 | \$ 0.6 | \$ 0.4 | \$ 0.8 | \$ 0.6 | \$ 1.1 | \$ 1.6 | \$ 2.1 | \$ 13.7 | |
| Cumulative Year to Date | 2.1 | 4.4 | 5.0 | 5.9 | 6.5 | 7.1 | 7.5 | 8.3 | 8.9 | 10.0 | 11.6 | 13.7 | | |
| <p>** The Fish & Game Fund Plan for FY 2025 represents revenues included within HB1 (Ch. 106, Laws of 2023). It does not reflect funding from the General Fund.</p> | | | | | | | | | | | | | | |

Prepared by: Administrative Services

State of New Hampshire

Monthly Revenue Focus

Department of Administrative Services

Charles M. Arlinghaus, Commissioner

Dana M. Call, Comptroller

December
FY 2025

| Monthly Revenue Summary | Analysis |
|-------------------------|----------|
|-------------------------|----------|

| | <i>(for month)</i> | | |
|------------------------|--------------------|---------------|--------------------|
| | FY 25 Actual | FY 25 Plan | Actual vs. Plan |
| Gen & Educ | \$289.8 | \$310.2 | \$(20.4) |
| Highway | \$21.4 | \$20.1 | \$1.3 |
| Fish & Game | \$0.6 | \$0.6 | \$— |

Unrestricted revenue for the General and Education Funds received during December totaled \$289.8 million, which was below the plan by \$20.4 million (6.6%) and below the prior year by \$9.7 million (3.2%). YTD unrestricted revenue totaled \$1,171.4 million, which was below plan by \$41.2 million (3.4%) and below prior year by \$96.1 million (7.6%).

Business Taxes for December totaled \$167.0 million, which were \$23.4 million (12.3%) below plan and \$6.9 million (4.0%) below prior year. YTD business tax collections were below plan by \$83.7 million (15.5%), and \$83.3 million (15.4%) below the prior year. According to the Dept. of Revenue Administration (DRA), the year to date decrease in Business Tax revenue from the prior year was due to a decrease in corporation estimates.

Business taxes include combined collections of both Business Profits Tax (BPT) and Business Enterprise Tax (BET) derived from payments on returns, estimates, extensions and tax notices, and net of refunds. With improvements in DRA's revenue information management system, estimated and extension payments are allocated by DRA to BPT or BET according to the taxpayers' historical split between the taxes. Prior to FY 2024, these payments were allocated based on taxpayer instruction. Business tax deposits for the month of December, before reallocations and refunds, reflected 73.0% BPT/27.0% BET and 59.0% to the General Fund, with 41.0% to the Education Trust Fund.

Meals and Rentals Tax (M&R) total receipts net of municipal transfer for December came in above plan by \$2.9 million (12.9%) and above prior year by \$2.3 million (10.0%), and YTD total receipts net of municipal transfer were \$5.9 million (3.2%) above plan and \$7.1 million (3.9%) above prior year. According to DRA, the November activity (as represented by gross tax collected in December) for taxable meals was up 8.5% and hotels were up 5.2%.

Tobacco Tax receipts for the month were \$16.5 million, or \$2.3 million (12.2%) below plan and \$0.6 million (3.8%) above December of last year. In addition, YTD collections were \$16.7 million (14.6%) below plan and \$3.9 million (3.9%) below the same YTD period last year. According to DRA, YTD stamp sales were 5.0% below prior year, and the bond receivable balance was below prior year by 10.0%.

Transfer from Liquor Commission for the month totaled \$14.3 million or \$4.4 million (23.5%) below plan and \$0.3 million (2.1%) below prior year. According to the Liquor Commission a lackluster holiday retail season was the main driver for diminished December performance. The YTD transfers to the General Fund were \$11.5 million (17.8%) below plan and \$12.2 million (18.7%) below the same YTD period last year. The decrease compared to prior fiscal year is partially due to an additional \$6.1 million transfer to the Granite Advantage Health Care Trust Fund this fiscal year. Net Liquor profit before transfers is only \$6.1 million (7.5%) below prior year (see table on page 4). Liquor revenues are down as there is a downward trend in alcohol sales worldwide that was not part of the prediction two years ago when estimating revenues.

Interest and Dividends Tax (I&D) collections for the month were reported at \$4.7 million, which were \$1.7 million above plan and \$0.3 million below prior year. YTD collections through December came in at \$36.8 million, which were above plan by \$11.6 million (46.0%) and \$6.3 million (14.6%) below prior year. According to DRA, the decrease in December's collections from prior year was primarily due to the lower tax rate.

Current Month

| General & Education Funds | FY 25 Actual | FY 25 Plan | Actual vs. Plan |
|--|-----------------|----------------|--------------------|
| Business Taxes | \$167.0 | \$190.4 | \$(23.4) |
| Meals & Rentals Tax | 25.4 | 22.5 | 2.9 |
| Tobacco Tax | 16.5 | 18.8 | (2.3) |
| Transfer from Liquor Commission | 14.3 | 18.7 | (4.4) |
| Interest & Dividends Tax | 4.7 | 3.0 | 1.7 |
| Insurance Tax | 3.0 | 1.7 | 1.3 |
| Communications Tax | 2.3 | 2.6 | (0.3) |
| Real Estate Transfer Tax | 17.3 | 16.8 | 0.5 |
| Court Fines & Fees | 1.1 | 1.0 | 0.1 |
| Securities Revenue | 0.4 | 0.3 | 0.1 |
| Beer Tax | 0.9 | 1.0 | (0.1) |
| Other | 10.8 | 10.1 | 0.7 |
| Transfer from Lottery Commission | 15.7 | 13.3 | 2.4 |
| Utility Property Tax | 10.3 | 9.7 | 0.6 |
| Subtotal Traditional Taxes & Transfers | 289.7 | 309.9 | (20.2) |
| DHHS Recoveries | 0.1 | 0.3 | (0.2) |
| FEMA Recoveries of Prior Year Expenses | — | — | — |
| Total Receipts | \$289.8 | \$310.2 | \$(20.4) |

All funds reported on a cash basis, dollars in millions.

| RET Analysis (In Millions) | | | | | | | | | | | | |
|-------------------------------|-------|-------|-------|------|------|------|--------|--------|--------|--------|--------|--------|
| | Jul | Aug | Sep | Oct | Nov | Dec | Jan | Feb | Mar | Apr | May | June |
| FY25 | 19.5 | 19.8 | 15.2 | 20.1 | 19.2 | 17.3 | — | — | — | — | — | — |
| FY24 | 20.2 | 21.1 | 13.3 | 17.3 | 17.1 | 15.7 | 14.9 | 11.5 | 9.5 | 11.8 | 13.3 | 18.7 |
| FY23 | 23.9 | 20.6 | 25.1 | 21.8 | 20.6 | 20.6 | 16.2 | 10.8 | 9.2 | 13.0 | 11.6 | 15.7 |
| Mo over Mo | (0.7) | (1.3) | 1.9 | 2.8 | 2.1 | 1.6 | (14.9) | (11.5) | (9.5) | (11.8) | (13.3) | (18.7) |
| % Mo over Mo Prior Year | -3% | -6% | 14% | 16% | 12% | 10% | -100% | -100% | -100% | -100% | -100% | -100% |
| YTD change over Prior Year | (0.7) | (2.0) | (0.1) | 2.7 | 4.8 | 6.4 | (8.5) | (20.0) | (29.5) | (41.3) | (54.6) | (73.3) |
| % YTD change | -3% | -5% | 0% | 4% | 5% | 6% | -7% | -15% | -21% | -27% | -33% | -40% |

| M&R Analysis | | | | | | |
|---------------------------------|----------|-------|-------|--------|--------|-------|
| | December | | | YTD | | |
| | FY25 | FY24 | Diff | FY25 | FY24 | Diff |
| Gross Collections | 35.3 | 32.6 | 2.7 | 267.1 | 257.3 | 9.8 |
| Bldg Aid Debt Srvc Transfer | (0.5) | (0.6) | 0.1 | (3.3) | (3.4) | 0.1 |
| Municipal Revenue Fund Transfer | (9.4) | (8.9) | (0.5) | (76.0) | (73.2) | (2.8) |
| Net Revenue | 25.4 | 23.1 | 2.3 | 187.8 | 180.7 | 7.1 |

| Business Tax Refund Analysis | | | | | | | | | | | | | December |
|------------------------------|-----|-----|--------|-------|------|--------|--------|--------|--------|--------|--------|--------|----------|
| | Jul | Aug | Sep | Oct | Nov | Dec | Jan | Feb | Mar | Apr | May | June | YTD |
| FY25 | 8.4 | 5.6 | 13.1 | 17.1 | 12.2 | 23.2 | | | | | | | 79.6 |
| FY24 | 3.9 | 4.0 | 25.0 | 13.6 | 8.2 | 35.1 | 21.8 | 4.9 | 13.4 | 23.0 | 9.7 | 8.2 | 89.8 |
| FY23 | 3.3 | 3.0 | 10.0 | 8.2 | 4.7 | 16.0 | 8.8 | 3.4 | 12.9 | 6.6 | 2.7 | 10.2 | 45.2 |
| Change in MTD over PY | 4.5 | 1.6 | (11.9) | 3.5 | 4.0 | (11.9) | (21.8) | (4.9) | (13.4) | (23.0) | (9.7) | (8.2) | (10.2) |
| YTD change | 4.5 | 6.1 | (5.8) | (2.3) | 1.7 | (10.2) | (32.0) | (36.9) | (50.3) | (73.3) | (83.0) | (91.2) | |

General & Education Funds Comparison to FY 24

| General & Education Funds | Monthly | | | Year-to-Date | | | % Change |
|--|--------------|--------------|-----------|--------------|--------------|-----------|----------|
| | FY 25 Actual | FY 24 Actual | Inc/(Dec) | FY 25 Actual | FY 24 Actual | Inc/(Dec) | |
| Business Taxes | \$167.0 | \$173.9 | \$(6.9) | \$456.8 | \$540.1 | \$(83.3) | -15.4% |
| Meals & Rentals Tax | 25.4 | 23.1 | 2.3 | 187.8 | 180.7 | 7.1 | 3.9% |
| Tobacco Tax | 16.5 | 15.9 | 0.6 | 97.3 | 101.2 | (3.9) | -3.9% |
| Transfer from Liquor Commission | 14.3 | 14.6 | (0.3) | 53.1 | 65.3 | (12.2) | -18.7% |
| Interest & Dividends Tax | 4.7 | 5.0 | (0.3) | 36.8 | 43.1 | (6.3) | -14.6% |
| Insurance Tax | 3.0 | 2.3 | 0.7 | 15.9 | 14.4 | 1.5 | 10.4% |
| Communications Tax | 2.3 | 2.5 | (0.2) | 14.9 | 15.6 | (0.7) | -4.5% |
| Real Estate Transfer Tax | 17.3 | 15.7 | 1.6 | 111.1 | 104.7 | 6.4 | 6.1% |
| Court Fines & Fees | 1.1 | 1.1 | — | 6.8 | 6.8 | — | 0.0% |
| Securities Revenue | 0.4 | 0.3 | 0.1 | 2.7 | 2.5 | 0.2 | 8.0% |
| Beer Tax | 0.9 | 0.9 | — | 6.5 | 6.8 | (0.3) | -4.4% |
| Other | 10.8 | 18.2 | (7.4) | 83.2 | 80.6 | 2.6 | 3.2% |
| Transfer from Lottery Commission | 15.7 | 15.2 | 0.5 | 74.7 | 82.3 | (7.6) | -9.2% |
| Utility Property Tax | 10.3 | 10.7 | (0.4) | 21.9 | 21.9 | — | 0.0% |
| Subtotal Traditional Taxes & Transfers | 289.7 | 299.4 | (9.7) | 1,169.5 | 1,266.0 | (96.5) | -7.6% |
| DHHS Recoveries | 0.1 | 0.1 | — | 0.9 | 1.5 | (0.6) | -40.0% |
| FEMA Recoveries of Prior Year Expenses | — | — | — | 1.0 | — | 1.0 | — |
| Total Receipts | \$289.8 | \$299.5 | \$(9.7) | \$1,171.4 | \$1,267.5 | \$(96.1) | -7.6% |

All funds reported on a cash basis, dollars in millions.

General and Education Funds

| Year-to-Date Comparison to Plan | | | | | | | | | | |
|--|----------------|----------------|-----------------|----------------|----------------|-----------------|------------------|------------------|-----------------|--------------|
| General & Education Funds | General | | | Education | | | Total | | | % Change |
| | Actual | Plan | Actual vs. Plan | Actual | Plan | Actual vs. Plan | Actual | Plan | Actual vs. Plan | |
| Business Taxes | \$289.9 | \$318.8 | \$(28.9) | \$166.9 | \$221.7 | \$(54.8) | \$456.8 | \$540.5 | \$(83.7) | -15.5% |
| Meals & Rentals Tax | 181.5 | 176.4 | 5.1 | 6.3 | 5.5 | 0.8 | 187.8 | 181.9 | 5.9 | 3.2% |
| Tobacco Tax | 63.2 | 70.9 | (7.7) | 34.1 | 43.1 | (9.0) | 97.3 | 114.0 | (16.7) | -14.6% |
| Transfer from Liquor Commission | 53.1 | 64.6 | (11.5) | — | — | — | 53.1 | 64.6 | (11.5) | -17.8% |
| Interest & Dividends Tax | 36.8 | 25.2 | 11.6 | — | — | — | 36.8 | 25.2 | 11.6 | 46.0% |
| Insurance Tax | 15.9 | 11.8 | 4.1 | — | — | — | 15.9 | 11.8 | 4.1 | 34.7% |
| Communications Tax | 14.9 | 15.2 | (0.3) | — | — | — | 14.9 | 15.2 | (0.3) | -2.0% |
| Real Estate Transfer Tax | 74.1 | 79.9 | (5.8) | 37.0 | 39.3 | (2.3) | 111.1 | 119.2 | (8.1) | -6.8% |
| Court Fines & Fees | 6.8 | 6.6 | 0.2 | — | — | — | 6.8 | 6.6 | 0.2 | 3.0% |
| Securities Revenue | 2.7 | 2.4 | 0.3 | — | — | — | 2.7 | 2.4 | 0.3 | 12.5% |
| Beer Tax | 6.5 | 7.0 | (0.5) | — | — | — | 6.5 | 7.0 | (0.5) | -7.1% |
| Other | 80.7 | 35.2 | 45.5 | 2.5 | — | 2.5 | 83.2 | 35.2 | 48.0 | 136.4% |
| Transfer from Lottery Commission | — | — | — | 74.7 | 67.8 | 6.9 | 74.7 | 67.8 | 6.9 | 10.2% |
| Utility Property Tax | — | — | — | 21.9 | 19.8 | 2.1 | 21.9 | 19.8 | 2.1 | 10.6% |
| Subtotal Traditional Taxes & Transfers | 826.1 | 814.0 | 12.1 | 343.4 | 397.2 | (53.8) | 1,169.5 | 1,211.2 | (41.7) | -3.4% |
| DHHS Recoveries | 0.9 | 1.4 | (0.5) | — | — | — | 0.9 | 1.4 | (0.5) | -35.7% |
| FEMA Recoveries of Prior Expenses | 1.0 | — | 1.0 | — | — | — | 1.0 | — | 1.0 | 100.0% |
| Total Receipts | \$828.0 | \$815.4 | \$12.6 | \$343.4 | \$397.2 | \$(53.8) | \$1,171.4 | \$1,212.6 | \$(41.2) | -3.4% |

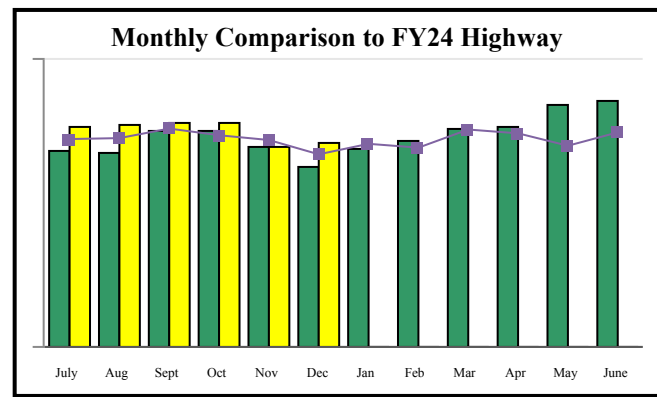
| Primary Components of "Other" Revenue in the General Fund: | | | |
|--|-------------------|-----------------|-------------------|
| Year to Date (in thousands of \$) | | | |
| | Actual FY 2025 | Plan FY 2025 | Actual FY 2024 |
| Miscellaneous Other Revenue | 18,700 | 11,776 | 12,872 |
| Reimbursement of Indirect Costs | 8,143 | 6,209 | 7,973 |
| Post Retirement Benefits Recovery | 1,295 | 5,216 | 2,373 |
| Abandoned Property | — | — | — |
| Interest on Surplus Funds | 52,556 | 12,000 | 57,410 |
| Total | 80,695 | 35,200 | 80,628 |

Note: RSA 77:1, *Rate of Taxation of Incomes*, has been repealed effective January 1, 2025, which will impact Interest & Dividends (I&D) tax collected in future periods. The I&D tax is levied at the rate of 5 percent for all taxable periods ending before December 31, 2023; 4 percent for all taxable periods ending on or after December 31, 2023, and 3 percent for all taxable periods ending on or after December 31, 2024. This was taken into consideration by the Legislature when developing the unrestricted revenue plan amount for fiscal year 2025.

All funds reported on a cash basis, dollars in millions.

Highway Fund

| Comparison to Plan | | | | |
|---------------------------|----------------|----------------|-----------------|----------------|
| Revenue Category | year-to-date | | | FY 24 Actual |
| | FY 25 Actual | FY 25 Plan | Actual vs. Plan | |
| Gasoline Road Toll | \$65.4 | \$65.3 | \$0.1 | \$64.9 |
| Miscellaneous | 0.3 | 0.1 | 0.2 | 0.2 |
| Motor Vehicle Fees | | | | |
| MV Registrations | 48.0 | 42.9 | 5.1 | 40.2 |
| MV Operators | 7.6 | 7.5 | 0.1 | 7.3 |
| Inspection Station Fees | 2.0 | 1.9 | 0.1 | 2.0 |
| MV Miscellaneous Fees | 7.6 | 7.4 | 0.2 | 6.8 |
| Certificate of Title | 4.8 | 5.0 | (0.2) | 4.7 |
| Total Fees | 70.0 | 64.7 | 5.3 | 61.0 |
| Total | \$135.7 | \$130.1 | \$5.6 | \$126.1 |

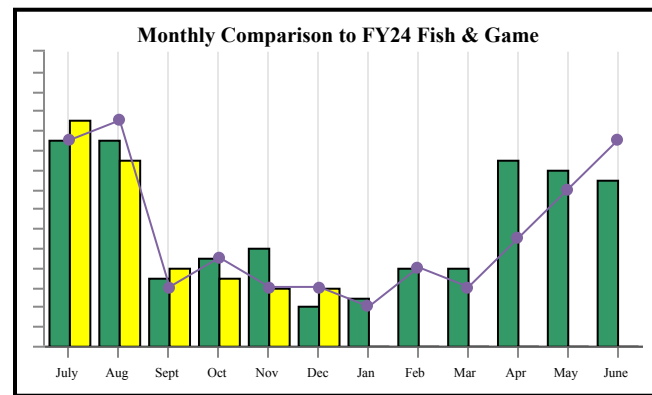


| | July | Aug | Sept | Oct | Nov | Dec | Jan | Feb | Mar | Apr | May | June |
|--------------|------|------|------|------|------|------|------|------|------|------|------|------|
| Actual FY 24 | 20.6 | 20.4 | 22.7 | 22.7 | 20.9 | 18.8 | 20.7 | 21.6 | 22.9 | 23.0 | 25.3 | 25.9 |
| Actual FY 25 | 23.0 | 23.3 | 23.5 | 23.5 | 21.0 | 21.4 | — | — | — | — | — | — |
| Plan FY 25 | 21.7 | 21.8 | 22.8 | 22.1 | 21.6 | 20.1 | 21.2 | 20.8 | 22.7 | 22.3 | 21.0 | 22.4 |

According to Road Toll Operations, actual fuel consumption is up 0.10% YTD over the same period last year. Fuel consumption for the month of December 2024 compared to December 2023 was the same. The Highway Fund Plan for FY 2025 represents revenues included within HB1 (Ch. 106, Laws of 2023) and is not adjusted for the removal of \$37.4 million of revenue associated with the cost of collection, which is accounted for as a contra account to unrestricted highway fund revenue, per the LBA.

Fish & Game Fund

| Comparison to Plan | | | | |
|-----------------------------------|--------------|--------------|-----------------|--------------|
| Revenue Category | year-to-date | | | FY 24 Actual |
| | FY 25 Actual | FY 25 Plan | Actual vs. Plan | |
| Fish and Game Licenses | \$4.5 | \$4.1 | \$0.4 | \$4.6 |
| Fines and Penalties | 0.1 | 0.1 | — | 0.1 |
| Miscellaneous | 2.2 | 2.4 | (0.2) | 2.2 |
| Federal Recoveries Indirect Costs | 0.1 | 0.5 | (0.4) | 0.3 |
| Total | \$6.9 | \$7.1 | \$(0.2) | \$7.2 |



| | July | Aug | Sept | Oct | Nov | Dec | Jan | Feb | Mar | Apr | May | June |
|--------------|------|-----|------|-----|-----|-----|-----|-----|-----|-----|-----|------|
| Actual FY 24 | 2.1 | 2.1 | 0.7 | 0.9 | 1.0 | 0.4 | 0.5 | 0.8 | 0.8 | 1.9 | 1.8 | 1.7 |
| Actual FY 25 | 2.3 | 1.9 | 0.8 | 0.7 | 0.6 | 0.6 | — | — | — | — | — | — |
| Plan FY 25 | 2.1 | 2.3 | 0.6 | 0.9 | 0.6 | 0.6 | 0.4 | 0.8 | 0.6 | 1.1 | 1.6 | 2.1 |

| Liquor Analysis | | | | | | |
|--|--------------|-------------|-------------|--------------|-------------|-------------|
| | December | | | YTD | | |
| | FY 25 Actual | FY 25 Plan | FY24 Actual | FY 25 Actual | FY 25 Plan | FY24 Actual |
| Net Liquor Profit before Transfer | 14.3 | 18.7 | 14.6 | 74.9 | 86.4 | 81.0 |
| Transfer to Alcohol Prevention and Treatment Fund | — | — | — | (10.7) | (10.7) | (5.7) |
| Transfer to Granite Advantage Health Care Trust Fund | — | — | — | (11.1) | (11.1) | (10.0) |
| Net Liquor Profit | 14.3 | 18.7 | 14.6 | 53.1 | 64.6 | 65.3 |

Alcohol Abuse Prevention and Treatment Fund per RSA 176:16, III
 Granite Advantage Health Care Fund per RSA 126-AA:3, IV

Continued from page 1

Real Estate Transfer Taxes for December were \$17.3 million, which were above plan by \$0.5 million (3.0%) and \$1.6 million (10.2%) above the same month last year. YTD collections were \$8.1 million (6.8%) below plan and \$6.4 million (6.1%) above the same period in the prior year. According to DRA, the number of transactions reported by the counties for the month of December (November collections) were up 1.9%, and transaction values for the activity reported by the counties were 9.5% above the same month last year.

Other revenues for December were above plan by \$0.7 million and below prior year by \$7.4 million. December revenue exceeded plan primarily due to an increase in interest income, which was partially offset by the timing of post retirement billing.

All funds reported on a cash basis, dollars in millions.

Current Month Revenue Report Collections

| 1 | General Fund Revenue | Revenue on Current Month Revenue Report Reflect Collections From: |
|-----------|--|--|
| 2 | Business Profits Tax | Current month |
| 3 | Business Enterprise Tax | Current month |
| 4 | Meals and Rooms Tax | Prior month |
| 5 | Tobacco Tax | Prior month |
| 6 | Liquor Sales and Distribution | Current month |
| 7 | Interest and Dividends Tax | Current month |
| 8 | Insurance Tax | Current month |
| 9 | Communications Tax | Prior month |
| 10 | Real Estate Transfer Tax | Prior month |
| 11 | Court Fines and Fees | Current month |
| 12 | Securities Revenue | Current month |
| 13 | Beer Tax | Current month |
| 14 | Other | Current month |
| 15 | Tobacco Settlement | Current month |
| 16 | Medicaid Recoveries | Current month |
| 17 | Education Trust Fund Revenue | |
| 18 | Business Profits Tax | Current month |
| 19 | Business Enterprise Tax | Current month |
| 20 | Meals and Rooms Tax | Prior month |
| 21 | Tobacco Tax | Prior month |
| 22 | Real Estate Transfer Tax | Prior month |
| 23 | Transfer from Lottery (includes Racing and Charitable Gaming) | Prior month |
| 24 | Tobacco Settlement | Current month |
| 25 | Utility Property Tax | Current month |
| 26 | State Property Tax | Current month |
| 27 | Highway Fund | |
| 28 | Gasoline Road Toll | Prior month |
| 29 | Miscellaneous | Current month |
| 30 | Motor Vehicle Fees | Current month |
| 31 | Fish and Game Fund | |
| 32 | Fish and Game Licenses | Prior month |
| 33 | Fines and Penalties | Current month |
| 34 | Miscellaneous Sales | Current month |
| 35 | Federal Recoveries of Indirect Costs | Current month |

CHAPTER 198 SCHOOL MONEY

198:39 Education Trust Fund Created and Invested. –

I. The state treasurer shall establish an education trust fund in the treasury. Moneys in such fund shall not be used for any purpose other than:

- (a) To distribute adequate education grants to municipalities' school districts pursuant to RSA 198:42.
- (b) To distribute grants to municipalities school districts and to approved chartered public schools pursuant to RSA 194-B:11.
- (c) To distribute kindergarten grants to municipalities' and school districts pursuant to RSA 198:48-c.
- (d) To provide low and moderate income homeowners property tax relief under RSA 198:56-198:61.
- (e) To distribute funds to scholarship organizations approved under RSA 77-G, that administer and implement RSA 194-F.
- (f) To distribute phase-out grants to school districts under RSA 194-F:10.
- (g) To fund costs necessary to provide the statewide assessment program required under RSA 193-C.
- (h) To fund department of education operating costs for a state student data collection and reporting system, within budgeted appropriations.
- (i) To fund department of education costs for administering programs funded by the education trust fund, within budgeted appropriations, plus any additional funding authorized pursuant to paragraph III.
- (j) To distribute school building aid to school districts pursuant to RSA 198:15-b.
- (k) To distribute tuition and transportation funds to school districts for students attending career and technical education programs pursuant to RSA 188-E:9.
- (l) To distribute special education aid to school districts pursuant to RSA 186-C:18.
- (m) To distribute payments to education service providers on behalf of school districts for children with disabilities in certain court ordered placements or placements for an episode of treatment pursuant to RSA 186-C:19-b.
- (n) To distribute grants for leased space to approved chartered public schools pursuant to RSA 198:15-hh.

II. The state treasurer shall deposit into the education trust fund immediately upon receipt:

- (a) Funds certified to the state treasurer by the commissioner of revenue administration pursuant to RSA 77-A:20-a, relative to business profits taxes.
- (b) Funds certified to the state treasurer by the commissioner of revenue administration pursuant to RSA 77-E:14, relative to business enterprise tax.
- (c) Funds collected and paid over to the state treasurer by the commissioner of revenue administration pursuant to RSA 78-A:26, II, relative to the tax on motor vehicle rentals.
- (d) Funds collected and paid over to the state treasurer by the department of revenue administration pursuant to RSA 78:24, relative to tobacco taxes.
- (e) Funds certified to the state treasurer by the commissioner of revenue administration pursuant to RSA 78-B:13, relative to real estate transfer taxes.
- (f) Funds collected and paid over to the state treasurer by the department of revenue administration pursuant to RSA 83-F:7, I, relative to the utility property tax.
- (g) All moneys due the fund in accordance with RSA 284:21-j, relative to sweepstakes and the lottery.

(h) Tobacco settlement funds in the amount of \$40,000,000 or, for any year in which the total tobacco settlement funds received by the state is less than \$40,000,000, the total amount of tobacco settlement funds received by the state.

(i) The school portion of any revenue sharing funds distributed pursuant to RSA 31-A:4 which were apportioned to school districts in the property tax rate calculations in 1998.

(j) Funds collected and paid over to the state treasurer by the lottery commission pursuant to RSA 284:44, RSA 284:47, and RSA 287-I.

(k) Any other moneys appropriated from the general fund.

III. If required expenditures to administer programs funded by the education trust fund, pursuant to paragraph I, exceed amounts appropriated, the commissioner of education may request the fiscal committee of the general court authorize additional funding. Amounts requested under this paragraph shall be a charge to the education trust fund. For funds requested and approved, the governor is authorized to draw a warrant from any money in the treasury not otherwise appropriated.

IV. The education trust fund shall be nonlapsing. The state treasurer shall invest that part of the fund which is not needed for immediate distribution in short-term interest-bearing investments. The income from these investments shall be returned to the fund.

Source. 1999, 17:41; 338:8. 2004, 97:3; 200:4. 2005, 257:4, 15. 2006, 301:2. 2007, 272:2, eff. July 3, 2007. 2011, 258:9, IV, eff. July 1, 2011. 2017, 229:3, eff. July 1, 2017. 2019, 178:9, eff. Jan. 1, 2020; 215:3, eff. July 12, 2019. 2021, 91:60, 114, eff. July 1, 2021. 2023, 79:138, eff. July 1, 2023.

CHAPTER 77-A BUSINESS PROFITS TAX

77-A:2 Imposition of Tax. –

I. For all taxable periods ending on or after December 31, 2019, a tax is imposed at the rate of 7.7 percent upon the taxable business profits of every business organization.

II. For all taxable periods ending on or after December 31, 2022, a tax is imposed at the rate of 7.6 percent upon the taxable business profits of every business organization.

III. For all taxable periods ending on or after December 31, 2023, a tax is imposed at the rate of 7.5 percent upon the taxable business profits of every business organization.

Source. 1970, 5:1. 1971, 515:14. 1977, 593:1. 1993, 350:8, 9. 1999, 17:19. 2001, 158:19, eff. July 1, 2001. 2015, 274:23, eff. Jan. 1, 2016. 2017, 156:213, eff. Jan. 1, 2019. 2019, 346:200, eff. July 1, 2019. 2021, 91:110, eff. June 25, 2021. 2022, 189:1, eff. June 17, 2022.

77-A:20-a Distribution of Funds. –

I. The commissioner shall determine 41 percent of the revenue produced by the tax imposed by RSA 77-A:2 for each fiscal year and shall certify such amounts to the state treasurer by October 1 of that year for deposit in the education trust fund established by RSA 198:39.

II. The commissioner shall make quarterly estimates of the amount of revenue that will be produced for the next fiscal year and shall certify such amounts to the state treasurer for deposit in the education trust fund established by RSA 198:39. Such estimates shall be certified on June 1, September 1, December 1, and March 1 of each year.

Source. 1999, 17:20. 2001, 158:20, eff. July 1, 2001. 2023, 79:191, eff. July 1, 2023.

**CHAPTER 77-E
BUSINESS ENTERPRISE TAX**

77-E:2 Imposition of Tax. –

- I. For all taxable periods ending on or after December 31, 2019, a tax is imposed at the rate of 0.6 percent upon the taxable enterprise value tax base of every business enterprise.
- II. For all taxable periods ending on or after December 31, 2022, a tax is imposed at the rate of 0.55 percent upon the taxable enterprise value tax base of every business enterprise.

Source. 1993, 350:19. 1999, 17:21; 303:1. 2001, 158:21, eff. July 1, 2001. 2015, 274:24, eff. Jan. 1, 2016. 2017, 156:214, eff. Jan. 1, 2019. 2019, 346:201, eff. July 1, 2019. 2021, 91:109, eff. June 25, 2021.

77-E:14 Distribution of Funds. –

- I. The commissioner shall determine 41 percent of the revenue produced by the tax imposed by RSA 77-E:2 for each fiscal year and shall certify such amounts to the state treasurer by October 1 of that year for deposit in the education trust fund established by RSA 198:39.
- II. The commissioner shall make quarterly estimates of the amount of revenue that will be produced for the next fiscal year and shall certify such amounts to the state treasurer for deposit in the education trust fund established by RSA 198:39. Such estimates shall be certified on June 1, September 1, December 1, and March 1 of each year.

Source. 1999, 17:22. 2001, 158:23, eff. July 1, 2001. 2023, 79:192, eff. July 1, 2023.

**CHAPTER 78-A
TAX ON MEALS AND ROOMS**

78-A:6 Imposition of Tax. –

- I. A tax of 8.5 percent of the rent is imposed upon each occupancy.
- II. A tax is imposed on taxable meals based upon the charge therefor as follows:
 - (a) Four cents for a charge between \$.36 and \$.37 inclusive;
 - (b) Five cents for a charge between \$.38 and \$.50 inclusive;
 - (c) Six cents for a charge between \$.51 and \$.62 inclusive;
 - (d) Seven cents for a charge between \$.63 and \$.75 inclusive;
 - (e) Eight cents for a charge between \$.76 and \$.87 inclusive;
 - (f) Nine cents for a charge between \$.88 and \$1.00 inclusive;
 - (g) Eight and a half percent of the charge for taxable meals over \$1.00, provided that fractions of cents shall be rounded up to the next whole cent.
- II-a. A tax of 8.5 percent is imposed upon the gross rental receipts of each rental.
- III. The operator shall collect the taxes imposed by this section and shall pay them over to the state as provided in this chapter.

Source. 1967, 213:1. 1969, 287:14. 1977, 330:1. 1981, 568:150. 1983, 226:1. 1999, 17:27; 163:8. 2009, 144:4, eff. July 1, 2009. 2021, 91:103, eff. June 25, 2021.

78-A:26 Disposition of Revenue. –

I. Beginning on July 1, 1995, and for each fiscal year thereafter, the department shall pay over all revenue, except revenues identified in paragraphs II and III of this section, collected under this chapter to the state treasurer. On or before September 15 of each year, the department shall determine the cost of administration of this chapter for the fiscal year ending on the preceding June 30, and it shall notify the state treasurer of these costs by a report certified by them as to correctness. After deducting the cost of administration of the chapter from the total income, the state treasurer shall distribute the net income as follows:

(a) The amount necessary to provide payments of principal and interest on the bonds and notes authorized under RSA 198:15-a, II for the fiscal years ending June 30, 2009 through June 30, 2030; and

(b) The remainder to the general fund.

II. Beginning on July 1, 1999, and for each fiscal year thereafter, the department shall pay over all revenue collected pursuant to RSA 78-A:6, II-a to the state treasurer for deposit in the education trust fund established by RSA 198:39.

III. On or before December 1, 2021 and each December 1 thereafter, 30 percent of the net income determined under the introductory paragraph of paragraph I of the most recent fiscal year, after deductions for the cost of administration and revenues deposited in the education trust fund pursuant to paragraph II, shall be deposited into the meals and rooms municipal revenue fund for distribution to the unincorporated towns, unorganized places, towns, and cities. The amount to be distributed to each such town, place, or city shall be determined by multiplying the total amount to be distributed by a fraction, the numerator of which shall be the population of the unincorporated town, unorganized place, town, or city and the denominator of which shall be the population of the state. The population figures shall be based on the latest resident population figures furnished by the office of planning and development.

IV. There is hereby established in the treasury the meals and rooms municipal revenue fund. Any money deposited into the meals and rooms municipal revenue fund shall be nonlapsing and continually appropriated to the state treasurer for distribution to the unincorporated towns, unorganized places, towns, and cities pursuant to paragraph III.

Source. 1993, 352:1. 1999, 17:30, 31. 2003, 319:9. 2004, 257:44. 2009, 144:6, eff. June 30, 2009. 2013, 144:70, eff. July 1, 2013. 2014, 76:2, eff. July 26, 2014; 109:1, eff. June 11, 2014. 2017, 156:64, eff. July 1, 2017. 2019, 346:79, eff. July 1, 2019. 2021, 91:112, 198, eff. July 1, 2021.

**CHAPTER 78
TOBACCO TAX**

78:2 Tax Imposed. –

I. A tax on all cigarettes and little cigars sold at retail in this state is imposed upon the consumer at the rate of \$1.78 for each package containing 20 cigarettes or little cigars or at a rate proportional to such rate for packages containing other than 20 cigarettes or little cigars.

II. (a) A tax on all other tobacco products sold at retail in this state is imposed on tobacco products other than cigarettes, except electronic cigarettes, at a rate of 65.03 percent of the wholesale sales price.

(b) A tax upon electronic cigarettes sold at retail in this state is imposed as follows:

(1) For closed cartridges or containers of liquid or other substances containing nicotine that are not intended to be opened, at a rate of \$0.30 per milliliter on the volume of the liquid or other

substance in the cartridge or container as listed by the manufacturer; and

(2) For containers of liquid or other substances containing nicotine that are intended to be opened, at a rate of 8 percent of the wholesale sales price.

(c) The tax under this paragraph may be rounded to the nearest cent if the commissioner determines that the amount of tax would not thereby be made materially disproportionate. No such tax shall be imposed on premium cigars.

III. The tax shall be paid by the wholesaler who ships or transports tobacco products to retailers in this state, to be sold by those retailers.

Source. 2019, 178:1, eff. Jan. 1, 2020; 346:94, eff. Jan. 1, 2020 at 12:01 a.m.

78:24 Distribution of Funds. –

I. The commissioner shall determine the additional amount of revenue produced by any additional tax in excess of \$1.00 for each package containing 20 cigarettes or little cigars or at a rate proportional to such rate for packages containing other than 20, on all tobacco products sold at retail in this state imposed by RSA 78:2 and shall certify that amount to the state treasurer by October 1 of each year for deposit in the education trust fund established by RSA 198:39.

II. The commissioner shall make quarterly estimates of the amount of additional revenues that will be produced by such increase in tax rate for the next fiscal year and shall certify such amount to the state treasurer for deposit in the education trust fund established by RSA 198:39. Such estimates shall be certified on June 1, September 1, December 1, and March 1 of each year.

Source. 2019, 178:1, eff. Jan. 1, 2020.

CHAPTER 77 TAXATION OF INCOMES

[RSA 77:1 repealed by 2021, 91:99, II, effective January 1, 2025.]

77:1 Rate. –

I. The annual tax upon incomes shall be levied at the rate of 5 percent for all taxable periods ending before December 31, 2023.

II. The annual tax upon incomes shall be levied at the rate of 4 percent for all taxable periods ending on or after December 31, 2023.

III. The annual tax upon incomes shall be levied at the rate of 3 percent for all taxable periods ending on or after December 31, 2024.

Source. 1923, 65:1. PL 65:1. RL 78:1. RSA 77:1. 1955, 309:1. 1977, 561:1, eff. July 1, 1977. 2021, 91:89, eff. Jan. 1, 2022. 2023, 79:85, eff. July 1, 2023.

[RSA 77:3 repealed by 2021, 91:99, II, effective January 1, 2025.]

77:3 Who Taxable. –

I. Taxable income is that income received from interest and dividends during the tax year prior to the assessment date by:

(a) Individuals who are inhabitants or residents of this state for any part of the taxable year whose gross interest and dividend income from all sources, including income from a qualified investment company pursuant to RSA 77:4, V, exceeds \$2,400

during that taxable period.

(b) Partnerships, limited liability companies, and associations, the beneficial interest in which is not represented by transferable shares, whose gross interest and dividend income from all sources exceeds \$2,400 during the taxable year, but not including a qualified investment company as defined in RSA 77-A:1, XXI, or a trust comprising a part of an employee benefit plan, as defined in the Employee Retirement Income Security Act of 1974, section 3.

(c) Executors deriving their appointment from a court of this state whose gross interest and dividend income from all sources exceeds \$2,400 during the taxable year.

II. No person shall be subject to tax under RSA 77 solely due to its holding an ownership interest in a qualified investment company as defined in RSA 77-A:1, XXI.

Source. 1923, 65:2. PL 65:2. 1931, 35:1. RL 78:2. RSA 77:3. 1981, 314:1. 1982, 42:65. 1991, 67:7. 1993, 313:2. 1995, 188:2. 2004, 143:1. 2009, 144:276. 2010, Sp. Sess., 1:50, eff. July 1, 2010. 2012, 286:3, eff. June 27, 2012.

CHAPTER 78-B TAX ON TRANSFER OF REAL PROPERTY

78-B:1 Transfer Tax. –

I. (a) A tax is imposed upon the sale, granting and transfer of real estate and any interest therein including transfers by operation of law. Each sale, grant and transfer of real estate, and each sale, grant and transfer of an interest in real estate shall be presumed taxable unless it is specifically exempt from taxation under RSA 78-B:2.

(b) The rate of the tax is \$.75 per \$100, or fractional part thereof, of the price or consideration for such sale, grant, or transfer; except that where the price or consideration is \$4,000 or less there shall be a minimum tax of \$20. The tax imposed shall be computed to the nearest whole dollar.

II. [Repealed.]

III. This section shall be construed in all respects so as to meet all constitutional requirements. If any provision or clause of this section is held invalid, such invalidity shall not affect other provisions of the section.

IV. For the purposes of this chapter, manufactured housing, as defined by RSA 674:31, shall be deemed real estate at such time as it is placed on a site and tied into required utilities.

Source. 1967, 320:1. 1969, 48:1. 1972, 53:1. 1977, 495:1; 600:75. 1983, 230:7. 1989, 197:1; 416:1, 3. 1991, 362:2. 1999, 17:32, 33, eff. July 1, 1999.

78-B:13 Distribution of Funds. –

I. The commissioner shall determine the additional amounts of revenue produced by an increase of \$.25 per \$100 in the rate of tax imposed by RSA 78-B:1 for each fiscal year and shall certify such amounts to the state treasurer by October 1 of that year for deposit in the education trust fund established by RSA 198:39.

II. The commissioner shall make quarterly estimates of the amount of additional revenues that will be produced by the increase in tax rate for the next fiscal year and shall certify such amounts to the state treasurer for deposit in the education trust fund established by RSA 198:39. Such estimates shall be certified on June 1, September 1, December 1, and March 1 of each year.

III. Annually, on or before October 1, the commissioner shall direct the state treasurer to transfer the sum of \$5,000,000 from revenue collected pursuant to the tax imposed by RSA 78-B:1 to the affordable housing fund established in RSA 204-C:57.

Source. 1999, 17:34, eff. April 29, 1999. 2019, 346:250, eff. July 1, 2020.

CHAPTER 82-A COMMUNICATIONS SERVICES TAX

82-A:3 Imposition of Tax; Intrastate Communications Services. – A tax is imposed upon intrastate communications services furnished to a person in this state and purchased at retail from a retailer by such person, at the rate of 7 percent of the gross charge therefor. However, such tax is not imposed on any communications services to the extent a tax on such services may not, under the Constitution and statutes of the United States, be made the subject of taxation by the state.

Source. 1990, 9:8. 2001, 158:25. 2003, 319:39, eff. July 1, 2003.

82-A:4 Imposition of Tax; Interstate Communications Services. – Except as provided in RSA 82-A:4-b, RSA 82-A:4-d, and RSA 82-A:4-e, a tax is imposed upon interstate communications services and private communications services furnished to a person in this state and purchased at retail from a retailer by such person, at the rate of 7 percent of the gross charge when such service purchased on a call-by call basis originates in this state and terminates outside this state or originates outside this state and terminates in this state and the service address is in this state, or when such service purchased on a basis other than a call-by-call basis is provided to a person with a place of primary use in this state or when such private communications services are apportioned to this state in accordance with RSA 82-A:4-c. Provided however, a tax is imposed upon interstate paid calling service furnished to a person in this state and purchased at retail from a retailer by such person, at the rate of 7 percent of the gross charge when the origination point of the communications signal (as first identified by either (a) the seller's telecommunications system, or (b) information received by the seller from its service provider, where the system used to transport such signals is not that of the seller) is in this state. To prevent actual multi-state taxation of communications services that are subject to taxation under this section, any taxpayer, upon proof that the taxpayer has paid a tax in another state on such services, shall be allowed a credit against the tax imposed in this section to the extent of the amount of such tax properly due and paid in such other state. However, such tax is not imposed on communications services to the extent such services may not, under the Constitution and statutes of the United States, be made the subject of taxation by the state.

Source. 1990, 9:8; 101:3. 2001, 158:26. 2002, 219:5. 2003, 319:39. 2004, 111:5, eff. July 1, 2004. 2019, 346:256, eff. Jan. 1, 2020.

CHAPTER 76
APPORTIONMENT, ASSESSMENT AND ABATEMENT OF TAXES

76:3 Education Tax. – Beginning July 1, 2005, and every fiscal year thereafter, the commissioner of the department of revenue administration shall set the education tax rate at a level sufficient to generate revenue of \$363,000,000 when imposed on all persons and property taxable pursuant to RSA 76:8, except property subject to tax under RSA 82 and RSA 83-F. The education property tax rate shall be effective for the following fiscal year. The rate shall be set to the nearest 1/2 cent necessary to generate the revenue required in this section.

Source. 1878, 23:5. GL 13:2. PS 14:2. PL 13:2. RL 20:2. 1999, 17:14; 338:2. 2001, 158:18. 2003, 241:2. 2004, 195:2, 3. 2005, 257:2. 2008, 173:15, eff. July 1, 2009.

CHAPTER 83-F
UTILITY PROPERTY TAX

83-F:2 Tax Imposed. – For taxable periods beginning April 1, 1999, a tax is imposed upon the value of utility property at the rate of \$6.60 on each \$1000 of such value, to be assessed annually as of April 1, and every year thereafter, and paid in accordance with this chapter.

Source. 1999, 17:35, eff. April 29, 1999.

83-F:7 Administration. –

- I. The commissioner shall collect the taxes, interest, additions to tax and penalties imposed under this chapter and shall pay over to the state treasurer for deposit in the education trust fund established by RSA 198:39 the amount of the funds collected.
- II. The commissioner is authorized to contract for the services of utility appraisers as needed for the proper administration of this chapter. Such contract expenses shall be deemed an expense of administration.
- III. The commissioner shall adopt rules, pursuant to RSA 541-A, relative to:
 - (a) The administration of the tax imposed under RSA 83-F:2;
 - (b) The valuation of utility property required under RSA 83-F:3; and
 - (c) The recovery of any tax, interest on tax, or penalties imposed by this chapter.
- IV. The commissioner may institute actions in the name of the state to recover any tax, interest on tax, additions to tax or the penalties imposed by this chapter.
- V. In the collection of the tax imposed by this chapter, the commissioner may use all of the powers granted to tax collectors under RSA 80 for the collection of taxes. The commissioner shall also have all of the duties imposed upon the tax collectors by RSA 80 that are applicable to the commissioner. The provisions of RSA 80:26 shall apply to the sale of land for the payment of taxes due under this chapter, and the state treasurer is authorized to purchase the land for the state. If the state purchases the land, the state treasurer shall certify the purchase to the governor, and the governor shall draw a warrant for the purchase price out of any money in the treasury not otherwise appropriated.

Source. 1999, 17:35; 303:7, eff. July 16, 1999.

**CHAPTER 84-A
MEDICAID ENHANCEMENT TAX**

84-A:2 Imposition of Tax. –

- I. For the taxable period ending June 30, 2014, a tax is imposed at a rate of 5.5 percent upon the net patient services revenue of every hospital for the hospital's fiscal year ending during the first full calendar year preceding the taxable period.
- II. For the taxable period ending June 30, 2015, a tax is imposed at a rate of 5.5 percent upon the net patient services revenue of every hospital for the hospital's fiscal year ending during the calendar year in which the taxable period begins.
- III. For the taxable period ending June 30, 2016, a tax is imposed at a rate of 5.45 percent upon the net patient services revenue of every hospital for the hospital's fiscal year ending during the calendar year in which the taxable period begins.
- IV. For the taxable period ending June 30, 2017, a tax is imposed at a rate of 5.4 percent upon the net patient services revenue of every hospital for the hospital's fiscal year ending during the calendar year in which the taxable period begins.
- V. For the taxable period ending June 30, 2018, and for every taxable period thereafter, a tax is imposed at a rate of 5.4 percent upon the net patient services revenue of every hospital for the hospital's fiscal year ending during the calendar year in which the taxable period begins.

Source. 1991, 299:2. 1993, 4:5. 1998, 352:1. 2003, 319:36. 2004, 260:2. 2007, 263:50, eff. Jan. 1, 2008. 2014, 158:5, eff. June 30, 2014. 2018, 162:34, eff. June 6, 2018.

**CHAPTER 167
PUBLIC ASSISTANCE TO BLIND, AGED, OR DISABLED PERSONS, AND TO
DEPENDENT CHILDREN**

167:64 Uncompensated Care and Medicaid Fund. –

- I. There is hereby established in the state treasury an uncompensated care and Medicaid fund which shall consist of the moneys collected pursuant to RSA 84-A. Investment earnings of the fund shall be credited to the fund. Moneys paid into the fund shall be exempt from any state budget reductions, and the commissioner is authorized to expend these funds, together with matching federal funds, as follows:
 - (a)(1) The commissioner shall provide reimbursement for uncompensated care costs from the uncompensated care and Medicaid fund through either Medicaid rate adjustments, Medicaid supplemental payments, MCO directed payments to hospitals, disproportionate share hospital payment adjustments, or any other allowable Medicaid payment, including a combination thereof, provided however that no hospital shall receive any such reimbursement for uncompensated care costs unless it is a qualified hospital as defined in subparagraph (b)(1). Funds available under this section shall also be used to make provider payments and to support Medicaid services and programs administered by the department in amounts directed by the budget in each year of the biennium.
 - (2) Expenditure of revenues deposited to the uncompensated care and Medicaid fund shall be made for the following purposes in the following order of priority in fiscal years 2018 through 2024. However, no hospital shall be paid uncompensated care cost payments of more than 100 percent of the governing hospital-specific limit on disproportional share hospital payments under Title XIX of the Social Security Act and the provisions of all federal regulations promulgated thereunder:

(A) To make uncompensated care cost payments, including the state share and matching federal share, to New Hampshire hospitals with and without critical access designation in the following order of priority, and in the following amounts: fiscal year 2018-a sum equaling 92.2 percent of money collected pursuant to RSA 84-A for the fiscal year; fiscal year 2019-a sum equaling 90.2 percent of money collected pursuant to RSA 84-A for the fiscal year; and fiscal years 2020 through 2024-a sum equaling 86 percent of money collected pursuant to RSA 84-A for the fiscal year. Notwithstanding the foregoing sums for each fiscal year, in no event shall the amounts paid to hospitals as uncompensated care cost hospital payments, including the New Hampshire Hospital, in any particular fiscal year exceed the state share for matching the maximum state disproportionate share hospital allotment established under 42 U.S.C. section 1396r-4(f) for that fiscal year plus the matching federal share. If the maximum state disproportionate share hospital allotment established under 42 U.S.C. section 1396r-4(f) for any fiscal year, less the uncompensated care cost hospital payments to be made to New Hampshire Hospital, plus state matching funds equal to the available federal state disproportionate share hospital allotment for uncompensated care cost hospital payments is less than a sum equaling the percentage of money collected pursuant to RSA 84-A for the fiscal year, any remaining amount, including state and federal share, of the foregoing sums equaling the percentage of money collected pursuant to RSA 84-A for the fiscal year shall be paid to the hospitals as supplemental Medicaid payments, MCO directed payments to hospitals, increased hospital service provider rates, or any other allowable Medicaid payment:

(i) To support 75 percent of the uncompensated care costs of New Hampshire's hospitals with critical access designation consistent with the requirements of 42 U.S.C. section 1396r-4(g) and any relevant federal regulations promulgated thereunder to be shared among such hospitals in proportion to the amount of uncompensated care provided;

(ii) To make payments for uncompensated care costs to New Hampshire's hospitals without critical access hospital designation in proportion to the amount of uncompensated care provided by each hospital from the sum equal to the remainder of the percentage of money collected pursuant to RSA 84-A for the fiscal year specified in subparagraph (a)(2)(A).

(iii) If there is a change to the federal definition of uncompensated care costs that would result in a decrease to the calculation in subparagraph (i), the percentage of allowable uncompensated care costs for New Hampshire's hospitals with critical access designation percentage of allowable uncompensated care costs shall increase from 75 percent to a percentage that would be equivalent to their receiving 75 percent of uncompensated care costs calculated without regard to payments from Medicare or third party payers as allowable on the date of the enactment of this provision, except that no hospital shall be paid disproportionate share hospital payments of more than 100 percent of the governing hospital-specific limit on disproportional share hospital payments under Title XIX of the Social Security Act. If increasing the percentage of the allowable uncompensated care costs would exceed 100 percent of the governing hospital specific limit, any amount in excess shall be paid to the New Hampshire hospitals with critical access designation as supplemental Medicaid payments, MCO directed payments to hospitals, increased hospital service provider rates, or any other allowable Medicaid payments.

(B) To make a payment for uncompensated care costs to each hospital that meets the criteria set forth for "deemed disproportionate share hospitals" as that term is defined under 42 U.S.C. section 1396r-4 up to \$250,000 in each year of the biennium as set forth in subparagraph (b)(1)(A). For fiscal years 2018 and 2019 only, any payment under this subparagraph shall not reduce the payments made under subparagraphs (a)(2)(A)(i)-(iii).

(C) To increase hospital service provider rates in fiscal year 2020 through fiscal year 2024, by an amount equal to 5 percent of the revenue collected pursuant to RSA 84-A for the fiscal year.

(D) Any remaining funds produced from the Medicaid enhancement tax shall be used to support

provider payments and to support Medicaid services and programs administered by the department.

(E) Hospitals entitled to payments under subparagraphs (a)(2)(A)(i)-(iii) or (a)(2)(C) have a vested contractual right to receive these payments in fiscal years 2018 through 2024 as limited by paragraph IV.

(b)(1) The commissioner is hereby authorized and directed to develop and implement a schedule of payments for reimbursement of the uncompensated care costs consistent with the level of funding made available for such payments in each year of any biennium, incurred by those hospitals that are qualified as follows:

(A) The hospital is a "deemed disproportionate share hospital" as defined by criteria set forth under 42 U.S.C. section 1396r-4 and is not otherwise receiving a disproportionate share hospital payment; or

(B) The hospital:

(i) Meets the minimum criteria for disproportionate share eligibility under relevant federal statutory changes at 42 U.S.C. 1396r-4(d);

(ii) Is not a special hospital for rehabilitation; and

(iii) Participates in the provider network of the state Medicaid care management program.

(2) The reimbursement of uncompensated care costs paid in state fiscal year 2015 and thereafter shall be in accordance with the schedule of payments to hospitals consistent with this section and shall be structured in a manner that is consistent with all federal laws and regulations governing

(i) Title XIX disproportionate share hospital payment adjustments and other rate payments, (ii) conditions for receiving federal financial participation, and (iii) permissible sources of state financial participation as provided for under 42 C.F.R. part 433 and all other applicable federal regulations. Disproportionate share hospital payments shall be made under this paragraph by May 31 in any fiscal year.

(c) For purposes of this section, uncompensated care costs shall include: any charity care cost, and any portion of Medicaid-covered patient care costs unreimbursed by Medicaid payments, that the commissioner determines would meet the criteria under 42 U.S.C. section 1396r-4(g) governing hospital-specific limits on disproportionate share hospital payments under Title XIX of the Social Security Act and the provisions of all federal regulations promulgated thereunder.

(d) One percent of the funds made available for uncompensated care payments shall be placed in a separate class line reserved for the expenses of the department in administering this subdivision.

II. Moneys in the uncompensated care and Medicaid fund shall be continually appropriated to the department for the purposes of this subdivision.

III. The department shall secure all necessary waivers pursuant to 42 C.F.R. section 433.68 and approvals of state plan amendments from the Centers for Medicare and Medicaid Services (CMS).

IV. Payment of the federal share of uncompensated care cost hospital payments, supplemental Medicaid payments, MCO directed payments to hospitals, increased hospital service provider rates, and any other allowable Medicaid payment under this section is contingent upon New Hampshire receiving those federal funds and any necessary CMS approvals that the department is required to secure pursuant to paragraph III.

V. There is hereby established in the department of health and human services the disproportionate share hospital fund, which shall be kept separate and distinct from all other funds. All disproportionate hospital share hospital revenue received by the department shall be credited to the fund. The moneys in the fund shall be nonlapsing and continually appropriated to the department for the purpose of redistributing disproportionate share hospital funds between

and among hospitals for compliance with the federally required disproportionate share hospital examinations.

Source. 1991, 299:5; 390:6, 7. 1993, 4:10-12, 16, IV; 358:8. 1994, 122:8. 2009, 144:212. 2011, 224:36. 2013, 144:47, eff. July 1, 2013. 2014, 158:13, eff. June 30, 2014. 2018, 162:32, 33, eff. June 6, 2018. 2024, 298:3, eff. July 26, 2024.

CHAPTER 400-A INSURANCE DEPARTMENT

400-A:32 Premium Tax; Collection, Minimum, Penalty, and Prepayments. –

I. (a) Every insurer shall pay to the insurance commissioner a tax upon such net premiums, for lines of business written, as set forth in the report filed pursuant to RSA 400-A:31, I, less estimated payments made in accordance with RSA 400-A:32, II, as follows:

(1) Effective July 1, 2007, a tax of 1.75 percent for all lines of business written pursuant to RSA 401:1, I-III and V-VIII, RSA 416-A:2, and RSA 401:1-a, I and II;

(2) Effective January 1, 2009, a tax of 1.50 percent for all lines of business written pursuant to RSA 401:1, I-III and V-VIII, RSA 416-A:2, and RSA 401:1-a, I and II;

(3) Effective January 1, 2010, a tax of 1.25 percent for all lines of business written pursuant to RSA 401:1, I-III and V-VIII, RSA 416-A:2, and RSA 401:1-a, I and II; and

(4) A tax of 2 percent for all lines of business written pursuant to RSA 401:1, IV, including, but not limited to, insurers licensed pursuant to RSA 420-A, RSA 420-B, and RSA 420-F.

(b) Provided, however, that every authorized insurer shall pay to the insurance commissioner a minimum annual premium tax of no less than \$200.

II. (a) For the calendar year ending December 31, 2006, on or before March 15, June 15, September 15, and December 15, every authorized insurer required to pay a tax in accordance with RSA 400-A:32, I shall pay to the insurance commissioner an amount equal to 1/4 of the previous calendar year's tax paid pursuant to said paragraph; provided, however, any authorized insurer having an estimated liability of \$100 or less for each quarter shall make payment in full on March 15. These payments shall be considered as a partial payment of the tax upon the business done in the state during the calendar year in which the payment was received.

(b) For the calendar year ending December 31, 2007, and for every year thereafter, on or before March 15 of each year every authorized insurer required to pay a tax in accordance with RSA 400-A:32, I shall make payment in full to the insurance commissioner of an amount equal to 100 percent of the previous calendar year's taxes paid pursuant to said paragraph. The payments shall be considered as a partial payment of the tax upon the business done in the state during the calendar year in which the payment was received.

III. (a) Except as provided in subparagraphs (b) and (c), the taxes imposed in paragraphs I and II of this section shall be promptly forwarded by the commissioner to the state treasurer for deposit to the general fund.

(b) Taxes imposed attributable to premiums written for medical and other medical related services for the newly eligible Medicaid population as provided for under RSA 126-AA shall be deposited into the New Hampshire granite advantage health care trust fund established in RSA 126-AA:3. The commissioner shall notify the state treasurer of sums for deposit into the New Hampshire granite advantage health care trust fund no later than 30 days after receipt of said taxes. The moneys in the trust fund may be used for the administration of the New Hampshire granite advantage health care program, established in RSA 126-AA.

(c) Taxes imposed on premiums written by duly authorized insurance companies for family and

medical leave insurance written in connection with the administration of RSA 21-I:99 through RSA 21-I:111 or RSA 282-B shall be deposited into the FMLI premium stabilization trust fund established in RSA 282-B:5. The commissioner shall notify the state treasurer of sums for deposit into the FMLI premium stabilization trust fund no later than 30 days after receipt of said taxes.

IV. Any insurer failing to file the report required by RSA 400-A:31 or failing to remit the proper tax within the time for filing shall pay a penalty contingent upon the number of days that have passed since the due date. For late payments received 1-30 days after the due date, the penalty fee shall be 3 percent of the amount of the tax due. For late payments received 31-60 days after the due date, the penalty fee shall be 6 percent of the amount of tax due. For late payments received more than 60 days after the due date, the penalty fee shall be 12 percent of the amount of tax due. If the tax or the estimated tax is not paid when due, the commissioner may suspend or revoke the insurer's certificate of authority.

V. If the insurer liable for the taxes imposed in paragraphs I and II of this section is a member of a unitary business within the meaning of RSA 77-A:1, XIV, then the entire amount of the taxes due under this chapter by the individual member of such unitary business shall be allowed as a credit pursuant to RSA 77-A:5, III, against such individual member's portion of the total tax liability of the unitary business under RSA 77-A. In the event that the individual member's credit exceeds such member's portion of the total tax liability of the unitary business, the excess of such credit shall be allowed as a credit against any other individual member's tax liability under RSA 77-A, provided such other member is also subject to the tax imposed by this chapter. The commissioner of revenue administration shall adopt rules, in accordance with RSA 541-A, to determine an individual member's portion of the total tax liability based upon each member's activity within New Hampshire.

Source. 1971, 244:1. 1985, 343:3. 1991, 354:17. 1999, 271:1. 2002, 207:2. 2006, 277:2, 3. 2010, Sp. Sess., 1:109; Sp. Sess., 1:121. 2016, 13:2, eff. July 1, 2017. 2018, 342:10, eff. Dec. 31, 2018. 2019, 179:1, eff. Jan. 1, 2020. 2021, 91:465, eff. July 1, 2021.

CHAPTER 178 LIQUOR LICENSES AND FEES

178:26 Additional Fees. –

I. In addition to the annual license fees provided in this chapter, a fee of \$.30 for each gallon of beverage sold or transferred for retail sale or to the public shall be required for licenses issued to wholesale distributors, beverage manufacturers, brew pubs, and nano breweries; provided, however, that if beverage container mandatory deposit legislation is enacted, such fee shall be \$.18 per gallon as of the effective date of such legislation. A fee of 5 percent of the wholesale price per case of any specialty beverage sold or transferred for retail sale or to the public shall be required for licenses issued to wholesale distributors or beverage manufacturers. For failure to pay any part of the fees provided or under this section when due, 10 percent of such fees shall be added and collected by the commission from the licensee.

II. [Repealed.]

III. Each wholesale distributor, beverage manufacturer, or brew pub shall on or before the fifteenth day of each month pay the license fees as provided by paragraph I covering sales or transfers made during the preceding calendar month.

Source. 2003, 231:13. 2006, 54:1, eff. April 24, 2006. 2020, 37:135, eff. July 29, 2020. 2023, 86:4, eff. Aug. 19, 2023; 202:8, eff. Jan. 1, 2024.